

# Behaviour Policy and Statement of Behaviour Principles

## Clarity Independent School

Bridge Barn Farm

Woodhill Road

Sandon

CM2 7SG

**Clarity Independent School is committed to safeguarding...**

*"Our school is committed to our whole-school approach to safeguarding, which ensures that keeping children safe is at the heart of everything we do, and underpins all systems, processes and policies...We promote an environment where children and young people feel empowered to raise concerns and report incidents and we work hard in partnership with pupils, parents and caregivers to keep children safe."*

Clarity Safeguarding Policy September 2025

**Written by Debbie Hanson**

Head Teacher and Proprietor

**This is version [10.2]**

**Update Date:** November 2025

**Updated by Name:** Debbie Hanson

# Contents

<b>1. Aims.....</b>	<b>2</b>
<b>2. Legislation, statutory requirements and statutory guidance .....</b>	<b>3</b>
<b>3. Key Definitions: .....</b>	<b>6</b>
<b>4. Bullying .....</b>	<b>8</b>
<i>Details of our school's approach to preventing and addressing bullying are set out in our Anti-bullying Policy.....</i>	
<b>5. Roles and responsibilities.....</b>	<b>9</b>
<b>6. School Behaviour Curriculum .....</b>	<b>11</b>
<b>7. Responding to behaviour .....</b>	<b>12</b>
<b>8. Consequences for serious incidents.....</b>	<b>25</b>
<b>9. Responding to unvalued behaviour from pupils with SEND.....</b>	<b>25</b>
<b>10. Supporting pupils following a behaviour incident .....</b>	<b>28</b>
<b>11. Pupil transition .....</b>	<b>28</b>
<b>12. Training .....</b>	<b>29</b>
<b>13. Monitoring arrangements .....</b>	<b>29</b>
<b>14. Links with other policies.....</b>	<b>30</b>
<a href="#">Appendix 1: written statement of behaviour principles.....</a>	<a href="#">32</a>
Appendix 2: How we respond to behaviour .....	33
Appendix 3: Clarity Empathic Response Script.....	45
Appendix 4: Pupil Self-Reflection Form .....	48
Appendix 4b: Comic Strip Reflections .....	49
Appendix 4c: Restorative Justice Record .....	51
Appendix 5: Therapeutic Thinking Graduated Response.....	52
Appendix 6: Green Pass Checklist - Safe Behaviour required for trips.....	53
Appendix 7: Head Teacher Green Pass Award .....	54
Appendix 8: Therapeutic Thinking Early Prognosis Tool .....	55
Appendix 9: Therapeutic Thinking Risk Reduction Plan template.....	56
Appendix 10: Staff Reflective Practice Record.....	58
Appendix 11: List of Prohibited or illegal items and Guidance from Searching, screening and confiscation: advice for schools 2022 (updated 2023).....	<a href="#">59</a>
<a href="#">Appendix 12: Blue Flag notification of incident record.....</a>	<a href="#">64</a>

---

# 1. Aims

*“Good behaviour in schools is central to a good education. Schools need to manage behaviour well so they can provide calm, safe and supportive environments which children and young people want to attend and where they can learn and thrive. Being taught how to behave well and appropriately within the context they’re in is vital for all pupils to succeed personally.” [DfE September 2022]*

This policy aims to:

- Create a positive culture that promotes excellent behaviour, ensuring that all pupils have the opportunity to learn in a calm, safe and supportive environment
- Establish a whole-school approach to maintaining high standards of behaviour that reflect the values of the school
- Outline the expectations and consequences of behaviour
- Provide a consistent approach to behaviour management that is applied equally to all pupils
- Define what we consider to be unacceptable behaviour, including bullying and discrimination

## 2. Legislation, statutory requirements and statutory guidance

This policy is based on legislation and advice from the Department for Education (DfE) on:

- [Behaviour in schools: advice for headteachers and school staff 2022](#) (updated Feb 2024)
- [Searching, screening and confiscation: advice for schools 2022 \(updated 2023\)](#)
- [The Equality Act 2010](#)
- [Keeping Children Safe in Education 2025](#)
- [Suspension and permanent exclusion from maintained schools, academies and pupil referral units in England, including pupil movement – August 2024](#)
- [Use of reasonable force and other restrictive interventions in schools, September 2025](#)
- [Supporting pupils with medical conditions at school August 2017](#)

In addition, this policy is based on:

- [Special Educational Needs and Disability \(SEND\) Code of Practice.](#)
- Section 175 of the [Education Act 2002](#), which outlines a school’s duty to safeguard and promote the welfare of its pupils

- Sections 88 to 94 of the [Education and Inspections Act 2006](#), which requires schools to regulate pupils' behaviour and publish a behaviour policy and written statement of behaviour principles, and give schools the authority to confiscate pupils' property
- Schedule 1 of the [Education \(Independent School Standards\) Regulations 2014](#); paragraph 7 outlines a school's duty to safeguard and promote the welfare of children, paragraph 9 requires the school to have a written behaviour policy and paragraph 10 requires the school to have an anti-bullying strategy
- ECC: [Understanding and Supporting Behaviour - Safe Practice for Schools - Autumn 2024](#)

**This policy should be read in conjunction with the following policies:**

- Anti-bullying policy
- Child protection and safeguarding policy
- Child on Child Harmful Sexual behaviour policy
- E-safety and Acceptable use of ICT policy
- SEND policy
- Staff Code of Conduct policy (Staff Handbook)

**Roles:**

**Senior Leadership Team:**

Mrs Hanson (Headteacher and Proprietor, Deputy Designated Safeguarding Lead (DDSL))

Mrs Michelle Deveney (Assistant Headteacher, Designated Safeguarding Lead (DSL), Behaviour Lead)

Mr Clow (Assistant Headteacher, Deputy Designated Safeguarding Lead (DDSL) and SENDCO)

## **Our Expectations**

At Clarity Independent School we have high expectations of behaviour and personal achievement for all of our pupils. This is established by providing a caring and stimulating environment with a therapeutic approach to managing behaviour (based on the 'Therapeutic Thinking' approach to the Management of behaviour, Therapeutic Thinking, 2025). Pupils are encouraged to be independent, develop strategies for self-management and show respect for others.

We believe that good behaviour promotes effective learning and a safe environment which supports positive mental wellbeing. Staff, parents and pupils themselves are essential in ensuring that this is understood and maintained.

## **The Clarity Independent School Code**

The Code of Conduct for Clarity Independent School is promoted and helps to contribute to the positive ethos throughout the school. The Code of Conduct in the school context sets out expectations and observes with the British Fundamental Values (democracy, the rule of law, individual liberty, mutual respect for and tolerance of those with different faiths and beliefs, and for those without faith) as follows:

- Show respect
- Be kind
- Listen well
- Work hard
- Tell the truth
- Take care of property
- Be friendly

## **Expectations of Staff**

In order to promote positive behaviours, it is expected that in each part of the school there will be:

- Effective presence/supervision/time-keeping of all staff in the room
- Consistent application of rules
- Empathic responses to presented behaviours
- Focused attention
- A supportive approach with high expectations that are clear
- Effective match of curriculum to the individual
- Effective use of positive attitudes and positive reframing
- Team responsibility
- Good organisation of space/resources/timetable
- Appropriate forms of communication – including visual means of support

### 3. Key Definitions:

**Anti-social Behaviour:** Extreme behaviours that cause harm to an individual, a group, to the community or to the environment.

**Behaviour:** Everything a person says or does. The spectrum of behaviour goes from extreme pro-social to extreme anti-social behaviour. A behaviour policy should increase valued behaviour and reduce unvalued (detrimental) behaviours through planned responses. All behaviour is communication.

**Being Therapeutic:** An approach to behaviour that prioritizes looking after everyone's needs and feelings, within the dynamic, in a caring way. A school's policy establishes the methodology by which valued behaviour replaces unvalued behaviour through planned and sustained, positive experiences.

**Bribery:** The threat or action of withholding of desirable objects or experiences until the child has completed the task or activity dictated by an authority.

**Conscious behaviours:** Those that are the result of thought and planning; a behaviour *chosen* by the child in order to secure a desired outcome or meet a specific need.

**Consequence:** A logical, explainable response to an unvalued or detrimental behaviour. A consequence is a logical or natural outcome of something occurring earlier; a conclusion reached via reasoning (rather than as a reaction). Consequences are designed to help children learn and develop valued behaviour, transferable to all contexts.

**Dangerous behaviour:** That which is anti-social and will predictably result in imminent injury or harm (the level of injury and harm that constitutes the label 'dangerous' should be defined within a school's policy). This includes harm to self or others, damage to property or behaviour that would be considered criminal if the person was the age of criminal responsibility, such as racist abuse. Except within an unpredictable first manifestation, the behaviour described as dangerous will be supported by evidence of severity and frequency of outcomes such as 'three children required first aid for minor bruising as a result of NAME's kicking'.

**Difficult behaviour:** That which is unvalued, but not dangerous. Difficult behaviour should be acknowledged in terms of context: '[PUPIL INITIALS] continually shouting out is difficult within a group teaching activity'.

**Disempowering the behaviour:** A technique used to re-focus the pupil away from a negative behaviour and onto a more positive behaviour, so that the negative behaviour loses effect, e.g. if a pupil walks off when spoken to; "You can listen from there," or "Come and find me when you come back." If a pupil leaves the room uninvited; "Come back into the room when you are ready," or "We will carry on when you are ready."

**Dynamic:** Any group of people brought together through choice, circumstance or obligation.

**Educational consequence (teaching consequence / learning opportunity):** These are used to teach, encourage, support and motivate the child or young person to behave differently next time through,

for example, reviewing their Zones of Regulation strategies with them / reviewing their de-escalation procedure so it is ready for use next time. These **MUST always** accompany a protective consequence.

**Equality:** Affording people the same equal status, rights and opportunities.

**Equity:** The differentiated measures to provide equal opportunities.

**External discipline:** Authoritarian control of behaviour outcomes and achievement using threat and bribery. Often imposed by adults with the intention of generating a disincentive or a motivation where the child has no investment in the task or required behaviour.

**Externalising:** When a person's natural response to difficult / uncomfortable feelings is to act on the world around them, which can lead to physical and verbal responses that affect the wellbeing of others. Examples include fighting, bullying, property damage etc.

**Extrovert:** A person who is naturally collaborative and competitive and tends towards social interaction. Extroverts seek and are motivated by public recognition.

**Internal discipline:** Participate, contribute, and achieve, independent of external control or competition, where behaviour outcomes and achievement are controlled by the individual's motivation.

**Internalising:** When a person's natural response to difficult / uncomfortable feelings is to withdraw from the world around them. This can impact the wellbeing and opportunity of the individual concerned and result in refusal to communicate, self-isolation, school refusal, self-harm etc.

**Introvert:** A person who is naturally a quiet and reserved individual. They do not generally seek out attention or social interactions and tend to avoid public recognition and attention.

**Helpful Behaviour:** Relating to valued behaviour which is positive, helpful, and values social acceptance.

**Protective consequence (protective factor):** These are required to protect the rights of others and keep a child or other young person safe, e.g. a child being allowed to use only *part* of the playground after being unsafe with a particular piece of equipment in another area. An educational consequence **MUST** always be used alongside these in order to positively change future behaviour.

**Punishment:** The imposition of an undesirable or unpleasant experience upon a group or individual, meted out by an authority. Punishment is designed to suppress and control behaviour within a specific context and is not used at Clarity.

**Reward:** A desirable object or experience given to celebrate outcomes already achieved.

**Subconscious behaviour:** Automatic / that which is present without any thought or planning; a behaviour a person is unable to contain.

**Suspension:** A temporary protective measure applied in extreme cases, for a maximum of 5 school days, to allow reflection, repair and preparation to re-join the school community positively.

**Unhelpful Behaviour:** Not enjoying or needing to behave sociably in the company of others, but not to the detriment of others. This includes quiet communication of unhelpful / uncomfortable feelings.

**Unvalued (detrimental) behaviour:** That which causes harm to an individual, the community or to the environment. This includes behaviour that is likely to cause injury, harassment, alarm or distress; that violates the rights of others; that creates unhelpful feelings in self and others.

**Valued behaviour:** Behaviour which: is positive and intended to promote social acceptance; is characterised by a concern for the rights, feelings and welfare of others; benefits other people or society; and creates helpful feelings in oneself and others.

## 4. Bullying

**Bullying** is defined as the repetitive, intentional harming of 1 person or group by another person or group, where the relationship involves an imbalance of control or power.

Bullying is, therefore:

- Deliberately hurtful
- Repeated, often over a period of time
- Difficult to defend against, due to an imbalanced perception of power / control

Bullying can include:

TYPE OF BULLYING	DEFINITION
Emotional	Being unfriendly, excluding, tormenting
Physical	Hitting, kicking, pushing, taking another's belongings, any use of violence
Prejudice-based and discriminatory, including: <ul style="list-style-type: none"><li>• Racial</li><li>• Faith-based</li><li>• Gendered (sexist)</li><li>• Homophobic/biphobic</li><li>• Transphobic</li><li>• Disability-based</li></ul>	Taunts, gestures, graffiti or physical abuse focused on a particular characteristic (e.g. gender, race, sexuality)
Sexual	Explicit sexual remarks, display of sexual material, sexual gestures, unwanted physical attention, comments about sexual reputation or performance, or inappropriate touching
Direct or indirect verbal	Name-calling, sarcasm, spreading rumours, teasing
Cyber-bullying	Bullying that takes place online, such as through social networking sites, messaging apps or gaming sites



**Details of our school's approach to preventing and addressing bullying are set out in our Anti-bullying Policy.**

## **5. Roles and responsibilities**

### **5.1 The Headteacher**

The headteacher is responsible for:

- Reviewing this policy in conjunction with the Deputy Headteacher (DSL) and SENCo
- Ensuring that the school environment encourages positive behaviour
- Ensuring that staff deal effectively with poor behaviour
- Monitoring that the policy is implemented by staff consistently with all groups of pupils
- Ensuring that all staff understand the behavioural expectations and the importance of maintaining them
- Providing new staff with a clear induction into the school's behavioural culture to ensure they understand its rules and routines, and how best to support all pupils to participate fully
- Offering appropriate training in behaviour management, and the impact of special educational needs and disabilities (SEND) and mental health needs on behaviour, to any staff who require it, so they can fulfil their duties set out in this policy
- Ensuring this policy works alongside the safeguarding policy to offer pupils both sanctions and support when necessary
- Ensuring that the data from the behaviour log is reviewed regularly, to make sure that no groups of pupils are being disproportionately impacted by this policy (see section 13.1)

### **5.2 Teachers and staff**

Staff are responsible for:

- Creating a calm and safe environment for pupils
- Establishing and maintaining clear boundaries of acceptable pupil behaviour
- Implementing the behaviour policy consistently
- Communicating the school's expectations, routines, values and standards through teaching behaviour and in every interaction with pupils

- Modelling expected language, behaviour and positive relationships
- Providing a personalised approach to the specific behavioural needs of individual pupils
- Considering their own behaviour on the school culture and how they can uphold school rules and expectations (self-reflection)
- Recording behaviour incidents promptly and with high quality
- Challenging pupils to meet the school's expectations

The senior leadership team (SLT) will support staff in responding to behaviour incidents.

### **5.3 Parents and carers**

Parents and carers, where possible, should:

- Get to know the school's behaviour policy and reinforce it at home where appropriate
- Support their child in adhering to the school's behaviour policy
- Inform the school of any changes in circumstances that may affect their child's behaviour
- Discuss any behavioural concerns with the class teacher promptly
- Take part in any pastoral work following behaviour incidents (for example: supporting Reflect & Repair work, attending reviews of specific behaviour interventions)
- Raise any concerns about the management of behaviour with the school directly, whilst continuing to work in partnership with the school
- Take part in the life of the school and its culture

The school will endeavour to build a positive relationship with parents and carers by keeping them informed about developments in their child's behaviour and the school's policy and working in collaboration with them to tackle behavioural issues.

### **5.5 Pupils**

Pupils will be made aware of the following during their induction into the behaviour culture:

- The expected standard of behaviour they should be displaying at school
- That they have a duty to follow the behaviour policy
- The school's key rules and routines

- The benefits of demonstrating that they are meeting the behaviour standard, and the consequences they will face if they don't meet the standard
- The pastoral support that is available to them to help them meet the behavioural standards
- Pupils will be supported to meet the behaviour standards and will be provided with targeted intervention sessions wherever appropriate.
- Pupils will be supported to develop an understanding of the school's behaviour policy, school ethos and wider culture.
- Pupils will be asked to give feedback on their experience of the behaviour culture to support the evaluation, improvement and implementation of the behaviour policy.

Additional support and induction will be provided for pupils who are mid-phase arrivals.

## **6. School Behaviour Curriculum**

Pupils are expected to:

- Behave in a kind and respectful manner to all staff and peers
- Show respect to the school rules and expectations
- In class, make it possible for all pupils to learn
- Move calmly and quietly around the school
- Treat the school buildings and school property with respect
- Wear the correct uniform at all times
- Accept and follow adult instructions when given
- Refrain from behaving in a way that brings the school into disrepute, including when outside school or online

Where appropriate and reasonable, adjustments may be made to routines within the curriculum to ensure all pupils can meet behavioural expectations in the curriculum.

## **6.1 Mobile phones**

Pupils are expected to turn off and hand in their mobile phones and all electronic devices on entering the school. These are stored in the Reception area (supervised by the admin team) and will be returned to pupils as they leave the school gate at the end of the day.

If pupils do not agree to comply with this rule, they will not be permitted to bring any electronic devices to school, and parents will be expected to support this rule by ensuring their child does not have an electronic device on their person before leaving home for school in the mornings.

If pupils wish to communicate with a parent whilst at school, they may (on rare occasions and only with authorisation from a member of SLT) use a school phone to contact their parent, in the presence of a member of staff to supervise; however, it is preferable that Office staff and SLT make contact on their behalf.

## **7. Responding to behaviour**

### **7.1 Classroom management**

Teaching and support staff are responsible for setting the tone and context for positive behaviour within the school.

They will create and maintain an environment which is:

- a safe space
- a place where pupils feel valued and able to use their voice
- stimulating and encourages pupils to be engaged in their learning

They will give pupils a voice in creating their own classroom rules which are displayed on the classroom walls.

They will use behaviour management strategies in line with the document “How we respond to behaviour” (APPENDICES).

They develop positive relationships with pupils, which may include:

- Greeting pupils in the morning and at the start of lessons
- Establishing clear routines
- Responding to pupils sensitively and empathically, in line with the “Clarity empathic response script” (APPENDICES).
- Communicating expectations of behaviour in ways other than verbally

- Highlighting and promoting good behaviour
- Concluding the day positively and starting the next day afresh
- Having a plan for dealing with low-level disruption
- Using positive reinforcement

## 7.2 Safeguarding

The school recognises that changes in behaviour may be an indicator that a pupil is in need of help or protection.

We will consider whether a pupil's misbehaviour may be linked to them suffering, or being likely to suffer, significant harm.

Where this may be the case, we will follow our child protection and safeguarding policy, and consider whether pastoral support, an early help intervention or a referral to children's social care is appropriate.

Please refer to our **Child protection and safeguarding policy** for more information.

## 7.3 Responding to prosocial, valued behaviours

When a pupil's behaviour meets or goes above and beyond the expected behaviour standard, staff will recognise it with positive recognition and reward. This provides an opportunity for all staff to reinforce the school's culture and ethos.

Positive reinforcements and rewards will be applied clearly and fairly to reinforce the routines, expectations and norms of the school's behaviour culture.

Positive behaviour will be rewarded with:

- Verbal praise, eye contact, body language
- Communicating praise to parents via a phone call or email
- Certificates, a "Headteacher's award" or special individualised rewards (trips, activities or reward items related to a pupil's personal interest such as Lego sets, Art/Craft kits, hobby-related items)
- Positions of responsibility, such as pupil mentors or being entrusted with a particular responsibility or project
- Whole-class or whole-school activities such as a popular activity or trip

## 7.4 Responding to unvalued (detrimental) behaviour

The DfE 'Behaviour in Schools' guidance, 2022 (updated February 2024) states:

*"Where circumstances arise that endanger the safety of a pupil or staff member, the school should act swiftly and decisively to remove the threat and reduce the likelihood of its reoccurrence." (Page 7)*

At Clarity, we take a therapeutic approach in responding to all behaviour, following the Therapeutic Thinking Approach (formally known as Essex Steps), for which all staff are trained annually and receive frequent refresher training from the school's SLT who are certified Therapeutic Thinking tutors.

The Therapeutic Thinking approach to behaviour is one that prioritises looking after everyone's needs, feelings and rights, in a caring way.

When a pupil's behaviour falls below the standard that can reasonably be expected of them, staff will respond in order to restore a calm and safe learning environment, to promote the helpful feelings of everyone involved (and witnessing), and to prevent the recurrence of unvalued behaviour.

Staff will endeavour to create a predictable environment by always challenging behaviour that falls short of the standards, and by responding in a consistent, fair and proportionate manner, so pupils know with certainty that unvalued behaviour will always be addressed.

De-escalation techniques can be used to help prevent further unvalued behaviour occurring, such as the use of the "Clarity Empathic Response Script" (APPENDICES) or individualised pre-agreed scripts, phrases and strategies. Please also see the document, "How we respond to behaviour" (APPENDICES).

All pupils will be treated equitably under the policy, with any factors that contributed to the behavioural incident identified and taken into account.

### **'Sanctions' (Educational Consequences)**

At Clarity, we do not believe that issuing sanctions changes behaviour; we believe that all behaviour is a communication. As such, we always seek to understand the reasons that unvalued behaviour has been displayed (i.e., what is the pupil communicating through their behaviour? What has caused them to feel dysregulated?) and seek to consider what support could be offered to a pupil to help them to meet valued behaviour standards in the future.

There will, however, be learning opportunities (educational consequences) provided for the pupil following unvalued behaviours (such as Pupil Self Reflections or Restorative Justice sessions). In this process, we may seek the support and backing of parents, or we may put in place a protective

factor / protective consequence to preserve the learning environment as a calm, 'safe' space, and to safeguard the wellbeing of other pupils. For example:

- Letter or phone call home to parents – to inform them and seek their support to help their child to learn from the incident and reflect on ways to improve and resolve them.
- A meeting with parents and a member of SLT to agree a behaviour response ("Therapeutic Plan") and a support strategy ("Regulation plan").
- Withdrawal from a place of stress to a 'safe place' (as identified in the child's agreed Regulation Plan), where they can be supported until they are ready to reintegrate with their peers. The child may need the option of some time alone to regulate before re-joining peers.
- Examples of 'Removal from an activity' (DfE term):
  - Being directed to work in a different room (if they are distracting the learning and/or affecting the sense of safety of others in the classroom) – with adult supervision
  - Break time play to take place at an alternative time (if they are upsetting the play/activities and/or sense of safety for others in the playground) – with adult supervision
  - Time taken out of a lunch period or another suitable time (non-core subject lessons), to complete a 'Pupil self-reflection' or Restorative justice session, or (with pupil agreement) missed essential learning.
- Suspension Procedure: Suspension may be used in extreme cases as a protective consequence, for parents to support the child with more intensive time at home without the distraction of timetables, lessons and peers, in order to reflect, regulate and prepare them to rejoin the school community positively. It protects the child themselves from their unvalued behaviours becoming habitual, and protects the rights to safety of the other pupils and staff, protecting them from experiencing the child's anti-social behaviour.
- Termination of Placement Procedure: In the most serious of circumstances where the above strategies have not had the desired impact (in such cases, an Emergency annual review will be held with parents, all involved professionals and the Local Authority).

NB: The personal circumstances and SEND needs of the individual pupil will be taken into account when choosing appropriate actions and decisions will be made on a case-by-case basis, but with regard to the impact on perceived fairness.

## 7.5 Physical Interventions

**At Clarity Independent School, we believe that physical punishment is an *ineffective* means of managing children's behaviour and do not accept, tolerate or administer any forms of 'corporal' / physical punishment.**

Physical intervention covers a range of methods that involve physical contact with pupils and are used as a safeguarding response to high-risk antisocial behaviours. At Clarity, all teaching staff members are trained to use physical interventions safely and have a duty to physically intervene in a reasonable and proportionate manner, in the following circumstances, to prevent a pupil from:

- Causing disorder (which disrupts the sense of safety of others)
- Putting themselves or others at risk of harm or causing harm
- Damaging property
- Committing an offence

The Department for Education guidance for schools on “The [Use of Reasonable Force and Other Restrictive Interventions in Schools](#)” (DfE, DRAFT for September 2025) states that:

*“Schools should not have a ‘no contact’ policy. Additionally, schools should not grant any requests by parents or staff members not to use reasonable force and/or other restrictive interventions. The adoption of a ‘no contact’ policy at a school can leave staff unable to intervene where reasonable in the circumstances to fully protect pupils. School leaders should adopt sensible policies which allow and support their staff to make appropriate physical contact.”*

### **Incidents of physical intervention must:**

- Always be used as a last resort
- Be applied using the minimum amount of force and for the minimum amount of time possible
- Be used in a way that maintains the safety and dignity of all concerned (including staff).  
[For example, if the child is climbing, or standing on furniture, and their feet are off the ground, physical interventions must not be applied as this could pose a safety risk to the pupil and the staff. Instead, staff should use the empathic script to encourage them to come down safely. Once the child is firmly on the ground, physical interventions can be used if still considered necessary.]
- Never be used as a form of punishment
- Be recorded and reported to parents



- When considering using physical interventions, staff should, in considering the risks, carefully recognise any specific vulnerabilities of the pupil, including SEND, mental health needs or medical conditions.

## **Restrictive physical intervention (sometimes referred to as ‘Restraint’ or ‘Reasonable Force’):**

At Clarity independent school, we use the Therapeutic Thinking, risk-assessed physical intervention manoeuvres. Where physical intervention meets the threshold for restrictive physical intervention for an individual pupil, staff use their experience and their knowledge of the pupil’s individual needs (including their Individual De-escalation strategies and Therapeutic Risk Reduction plans) to risk assess the circumstances presented by the pupil, in that moment, in order to decide upon the most suitable response to ensure the safety of the pupil themselves, and others.

When pupils present with high-risk behaviours, an audited need for restrictive physical intervention assessment will be completed, and a Therapeutic Risk Reduction plan initiated, for those individual students. This will detail how we can best meet their need at Clarity and will be planned in collaboration with parents (and other professionals involved) where possible.

In incidences of unexpected extreme high-risk urgency, an emergency response will be used for any pupil which may involve a Therapeutic Thinking Risk Assessed restrictive physical intervention.

Following high risk behaviour incidences (particularly those that involved a Restrictive physical intervention), parents will be contacted to arrange a meeting to review and agree the strategies and approach for that pupil in an Individual Therapeutic Risk Reduction plan (see Appendices).

Staff will be supported through a Staff reflection to review the incident and the strategies used, and Wellbeing support offered.

## **7.6 Confiscation, searches, screening**

Searching, screening and confiscation is conducted in line with the DfE’s [latest guidance on searching, screening and confiscation](#) (2023).

### **Confiscation**

Any prohibited items (see Appendix 11, taken from Searching, screening and confiscation: advice for schools, updated 2023) found in a pupil’s possession as a result of a search will be confiscated. These items will not be returned to the pupil.

We will also confiscate any item that is harmful to pupil / staff wellbeing or school discipline. These items will be returned to pupils after discussion with senior leaders and parents, if appropriate.

## Searching a pupil

Searches will only be carried out by authorised members of staff. The authorised members of staff are the Senior Leadership Teaching Team.

Subject to the exceptions below, the member of staff carrying out the search will be of the same sex as the pupil, and there will be another member of staff present as a witness to the search.

An authorised member of staff (SLT) of a different sex to the pupil can carry out a search without another member of staff as a witness if:

- The authorised member of staff carrying out the search reasonably believes there is risk that serious harm will be caused to a person if the search is not carried out as a matter of urgency; **and**
- In the time available, it is not reasonably practicable for the search to be carried out by a member of staff who is the same sex as the pupil; **or**
- It is not reasonably practicable for the search to be carried out in the presence of another member of staff.

When an authorised member of staff conducts a search without a witness, they should immediately report this to another member of SLT, and ensure a written record of the search is kept.

If the authorised member of staff considers a search to be necessary, but it is not required urgently, they will seek the advice of the Headteacher or the Designated Safeguarding Lead or the Deputy Designated Safeguarding lead who may have more information about the pupil. During this time the pupil will be supervised and kept away from other pupils.

A search can be carried out if the authorised member of staff has reasonable grounds for suspecting that the pupil is in possession of a prohibited item or any item identified in the school rules for which a search can be made, or if the pupil has agreed.

An appropriate location for the search will be found. Where possible, this will be away from other pupils. The search will only take place on the school premises or where the member of staff has lawful control or charge of the pupil, for example on a school trip.

Before carrying out a search the authorised member of staff will:

- Assess whether there is an urgent need for a search
- Assess whether not doing the search would put other pupils or staff at risk
- Consider whether the search would pose a safeguarding risk to the pupil
- Explain to the pupil why they are being searched
- Explain to the pupil what a search entails – e.g. I will ask you to turn out your pockets and remove your scarf

- Explain how and where the search will be carried out
- Give the pupil the opportunity to ask questions
- Seek the pupil's co-operation

If the pupil refuses to agree to a search, the member of staff will contact the Senior Leadership Team/Safeguarding leads, who will work with the pupil to support them to be able to comply.

In high-risk urgent safeguarding circumstances, the Headteacher or member of SLT may decide whether there is a need to use a Restrictive Physical Intervention to search the pupil. This decision will be made on a case-by-case basis, taking into consideration whether conducting the search will prevent the pupil harming themselves or others, damaging property or from causing disorder.

The authorised member of staff can use Restrictive Physical Interventions to search for any prohibited items identified in section 3 of Searching, screening and confiscation: advice for schools updated 2023 (see Appendix 11), but not to search for items that are only identified in the school rules.

The authorised member of staff may use a metal detector to assist with the search.

An authorised member of staff may search a pupil's outer clothing, pockets, possessions, desks or lockers.

Outer clothing includes:

Any item of clothing that is not worn immediately over a garment that is being worn wholly next to the skin or being worn as underwear (e.g. a jumper or jacket being worn over a t-shirt), hats, scarves, gloves, shoes, boots.

## Searching pupils' possessions

Possessions means any items that the pupil has or appears to have control of, including:

- Coats/jackets (not being worn at the time of searching)
- Bags
- A pupil's possessions can be searched for any item if the pupil agrees to the search. If the pupil does not agree to the search, authorised staff can still carry out a search for prohibited items (listed in section 3 of Searching, screening and confiscation: advice for schools updated 2023 (see Appendix 11) and items identified in the school rules.
- An authorised member of staff can search a pupil's possessions when the pupil and another member of staff are present.

- If there is a serious risk of harm if the search is not conducted immediately, or it is not reasonably practicable to summon another member of staff, the search can be carried out by a single authorised member of staff.

## **Informing the designated safeguarding lead (DSL) and reporting:**

The authorised staff member who carried out the search should inform the DSL without delay:

- of any incidents where the member of staff had reasonable grounds to suspect a pupil was in possession of a prohibited item as listed in section 3 of **Searching, screening and confiscation: advice for schools updated 2023** (see Appendix 11).
- if they believe that a search has revealed a safeguarding risk

All searches for prohibited items (listed in section 3 of **Searching, screening and confiscation: advice for schools updated 2023** (see Appendix 11). including incidents where no items were found, will be recorded in the school's safeguarding system (CPOMs).

## **Informing parents**

Parents will always be informed of any search for a prohibited item (listed in Appendix 11). A member of SLT (only) will tell the parents as soon as is reasonably practicable:

- What happened
- What was found, if anything
- What has been confiscated, if anything
- What action the school has taken, including any sanctions that have been applied to their child

## **Support after a search**

Irrespective of whether any items are found as the result of any search, the school will consider whether the pupil may be suffering or likely to suffer harm and whether any specific support is needed (due to the reasons for the search, the search itself, or the outcome of the search).

If this is the case, staff will follow the school's safeguarding policy and speak to the designated safeguarding lead (DSL or DDSL). The DSL/DDSL will consider if pastoral support, an early help intervention or a referral to children's social care is appropriate.

## **Strip searches**

The authorised member of staff's power to search outlined above does not enable them to conduct a strip search (removing more than the outer clothing) and strip searches on school premises shall

only be carried out by police officers in accordance with the Police and Criminal Evidence Act 1984 (PACE) Code C.

Before calling the police into school, authorised staff will assess and balance the risk of a potential strip search on the pupil's mental and physical wellbeing and the risk of not recovering the suspected item.

Authorised staff will consider whether introducing the potential for a strip search through police involvement is absolutely necessary, and will always ensure that other appropriate, less invasive approaches have been exhausted first.

Once the police are on school premises, the decision on whether to conduct a strip search lies solely with them. The school will advocate for the safety and wellbeing of the pupil(s) involved. Staff retain a duty of care to the pupil involved and should advocate for pupil wellbeing at all times.

## **Communication and record-keeping**

Where reasonably possible and unless there is an immediate risk of harm, SLT will contact at least 1 of the pupil's parents to inform them that the police are going to strip search the pupil before strip search takes place and ask them if they would like to come into school to act as the pupil's appropriate adult. If the school can't get in touch with the parents, or they aren't able to come into school to act as the appropriate adult, a member of SLT (who are all DSL trained) can act as the appropriate adult (see below for the role of the appropriate adult).

The pupil's parents will always be informed by a DSL/DDSL once a strip search has taken place. The school will keep records of strip searches that have been conducted on school premises and monitor them for any trends that emerge (using CPOMs).

## **Who will be present?**

For any strip search that involves exposure of intimate body parts, there will be at least 2 people present other than the pupil, except in urgent cases where there is risk of serious harm to the pupil or others.

One of these must be the appropriate adult, except if:

- The pupil explicitly states in the presence of an appropriate adult that they do not want an appropriate adult to be present during the search, **and**
- The appropriate adult agrees

If this is the case, a record will be made of the pupil's decision and it will be signed by the appropriate adult.

No more than 2 people other than the pupil and appropriate adult will be present, except in the most exceptional circumstances.

The appropriate adult will:

- Act to safeguard the rights, entitlement and welfare of the pupil
- Not be a police officer or otherwise associated with the police
- Not be the headteacher
- Be of the same sex as the pupil, unless the pupil specifically requests an adult who is not of the same sex

**No one of a different sex to the pupil will be permitted to be present, except for an appropriate adult of a different sex whom the pupil has specifically requested, and the search will not be carried out anywhere where the pupil could be seen by anyone else.**

### **Care after a strip search**

After any strip search, the pupil will be given appropriate support, irrespective of whether any suspected item is found. The pupil will also be given the opportunity to express their views about the strip search and the events surrounding it.

As with other searches, the school will consider whether the pupil may be suffering or likely to suffer harm and whether any further specific support is needed (due to the reasons for the search, the search itself, or the outcome of the search).

Staff will follow the school's safeguarding policy and speak to the designated safeguarding lead (DSL). The DSL will consider if, in addition to pastoral support, an early help intervention or a referral to children's social care is appropriate.

Any pupil(s) who have been strip searched more than once and/or groups of pupils who may be more likely to be subject to strip searching will be given particular consideration, and staff will consider any preventative approaches that can be taken.

### **7.7 Off-site unvalued or anti-social behaviour**

Consequences may be applied where a pupil has behaved inappropriately off-site when representing the school. This means behaviour when the pupil is:

- Taking part in any school-organised or school-related activity (e.g. school trips)
- In any other way identifiable as a pupil of our school

Consequences may also be applied where a pupil has behaved in an unvalued manner off-site, at any time, whether or not the conditions above apply, if the unvalued behaviour:

- Could have repercussions for the orderly running of the school
- Poses a threat to another pupil
- Could adversely affect the reputation of the school
- Consequences will only be applied on school premises or elsewhere when the pupil is under the lawful control of a staff member (e.g. on a school-organised trip).

## **7.8 Online unvalued behaviour**

The school can issue teaching consequences to pupils for online behaviour when:

- It poses a threat or causes harm to another pupil
- It could have repercussions for the orderly running of the school
- It adversely affects the reputation of the school
- The pupil is identifiable as a member of the school
- Teaching consequences will only be given out on school premises or elsewhere when the pupil is supported and under the lawful control of a staff member.

## **7.9 Suspected criminal behaviour**

If a pupil is suspected of criminal behaviour, the school will make an initial assessment of whether to report the incident to the police.

When establishing the facts, the school will endeavour to preserve any relevant evidence to hand over to the police.

If a decision is made to report the matter to the police, the Headteacher [or Deputy Headteacher] will make the report.

The school will not interfere with any police action taken. However, the school may continue to follow its own investigation procedure, provided it does not conflict with police action.

If a report to the police is made, the designated safeguarding lead (DSL) will make a tandem report to children's social care, if appropriate.

## **7.10 Zero-tolerance approach to sexual harassment and sexual violence**

The school will ensure that all incidents of sexual harassment and/or violence are met with a suitable response, and never ignored.

Pupils are encouraged to report anything that makes them uncomfortable, no matter how 'small' they feel it might be.

The school's response will be:

- Proportionate

- Considered
- Supportive
- Decided on a case-by-case basis

The school has procedures in place to respond to any allegations or concerns regarding a child's safety or wellbeing. These include clear processes for:

- Responding to a report
- Carrying out risk assessments, where appropriate, to help determine whether to:
  - Manage the incident internally
  - Refer to early help
  - Refer to children's social care
  - Report to the police

Please refer to our "Child protection and safeguarding policy" and our "Child on Child Harmful Sexual Behaviour policy" for more information.

## **7.11 Malicious allegations**

Where a pupil makes an allegation against a member of staff and that allegation is shown to have been deliberately invented or malicious, the school will consider their response (safeguarding support or consequences) in accordance with this policy.

Where a pupil makes an allegation of sexual violence or sexual harassment against another pupil and that allegation is shown to have been deliberately invented or malicious, the school will consider their response (safeguarding support or consequences) in accordance with this policy.

In all cases where an allegation is determined to be unsubstantiated, unfounded, false or malicious, the school (in collaboration with the local authority designated officer (LADO), where relevant) will consider whether the pupil who made the allegation is in need of help, or the allegation may have been a cry for help. If so, a referral to children's social care may be appropriate.

The school will also consider the pastoral needs of staff and pupils accused of misconduct.

Please refer to our "Child protection and safeguarding policy" and "Child on Child Harmful Sexual Behaviour policy" for more information on responding to allegations of abuse against staff or other pupils.



## **8. Consequences for serious incidents**

### **8.1 Detention (Detentions are not authorised to be used at Clarity)**

Instead, supportive, therapeutic measures are used to promote and enhance the building of relationships, trust and pupil motivation to work with staff and other pupils in developing valued behaviours.

Please see other areas of this policy for descriptive behaviour support strategies used to positively promote valued behaviours in and around the school community.

### **8.2 Suspension and Termination of Placement**

The decision to suspend or end a placement will be made by the Headteacher and only as a last resort. The school will always seek to work collaboratively with the parents to avoid this.

The school can use suspension and termination of the placement in response to serious incidents or in response to persistent high-risk behaviour, which has not improved following collaborative home and in-school support and interventions.

Please refer to our Suspension and Termination of Placement Procedure (**page 16**) for more information.

## **9. Responding to unvalued behaviour from pupils with SEND**

### **9.1 Recognising the impact of SEND on behaviour**

The school recognises that pupils' behaviour may be impacted by a special educational need or disability (SEND).

When incidents of unvalued behaviour arise, we will consider them in relation to a pupil's SEND, although we recognise that not every incident of unvalued behaviour will be connected to their SEND. Decisions on whether a pupil's SEND had an impact on an incident of unvalued behaviour will be made on a case-by-case basis.

When dealing with unvalued behaviour from pupils with SEND, especially where their SEND affects their behaviour, the school will balance their legal duties when making decisions about enforcing the behaviour policy. The legal duties include:

- Taking reasonable steps to avoid causing any substantial disadvantage to a disabled pupil caused by the school's policies or practices (Equality Act 2010)
- Using our best endeavours to meet the needs of pupils with SEND (Children and Families Act 2014)

If a pupil has an Education, Health and Care Plan (EHCP), the provisions set out in that plan must be secured and the school must co-operate with the local authority and other bodies.

As part of meeting these duties, the school will anticipate, as far as possible, all likely triggers of unvalued behaviour, and put in place support to prevent these from occurring.

Any preventative measures will take into account the specific circumstances and requirements of the pupil concerned.

At Clarity, all pupils have an Individual Risk Assessment which identifies potential “triggers” which may impact on their behaviour and the strategies which are put in place to support pupils.

**Examples of ‘triggers’:**

- Loud noises
- Losing at a game
- Being tired, hungry or thirsty
- Making a mistake in their learning
- Learning tasks that they perceive as ‘too challenging’ to ‘too easy’
- Not feeling safe
- Not feeling they are in control
- Perceiving unfairness
- Not feeling they have a voice

**Examples of specific strategies:**

- Sensory breaks in a ‘safe space’ with the bubble tube on
- Movement breaks (mid-lesson, transition times or as required)
- Support from a key adult
- Cold bottle/cup of water to sip slowly
- A soft blanket or weighted blanket to wrap up in
- A favourite plushy toy to hold on to
- Fidget toys/chew toys/chewing gum (school friendly)

- Adjusted seating plans (and/or specific seating)
- Training for staff to meet specific pupils' needs (ASD/ADHD/Sensory processing difficulties/Social communication skills)

## **9.2 Adapting responses for pupils with SEND**

When considering a behavioural response for a pupil with SEND, the school will take into account:

- Whether the pupil was unable to understand the rule or instruction?
- Whether the pupil was unable to act differently at the time as a result of their SEND?
- Whether the pupil is likely to behave aggressively due to their particular SEND?

The school will then assess what would be the appropriate response and what learning consequences can be put in place to support the pupil to understand why that behaviour must not be repeated and what strategies can be used to avoid repetition.

## **9.3 Considering whether a pupil displaying unvalued behaviour may have unidentified SEND**

The school's Special Educational Needs and Disability Co-ordinator (SENDCO) may evaluate a pupil who exhibits unvalued behaviour to determine whether they have any underlying needs that are not currently being met.

Where necessary, support and advice will also be sought from specialist teachers, an educational psychologist, medical practitioners and/or others, to identify or support specific needs.

When acute needs are identified in a pupil, we will liaise with external agencies and plan support programmes for that child. We will work with parents to create the plan and review it on a regular basis.

## **9.4 Pupils with an Education, Health and Care Plan (EHCP)**

The provisions set out in the EHCP must be secured and the school will co-operate with the local authority and other bodies.

If the school has a concern about the behaviour of a pupil with an EHCP, it will make contact with the local authority to discuss the issue. If appropriate, the school may request an emergency review of the EHCP.

## **10. Supporting pupils following a behaviour incident**

Following an incident of unvalued behaviour, the school will provide behaviour learning opportunities to help pupils to understand how to improve their behaviour and meet the expectations of the school; to involve pupils in deciding on appropriate strategies to support them to do this; and to support pupils to resolve conflicts and repair relationships.

Examples of Behaviour learning opportunities:

- Pupil self-reflection proformas completed and discussed with an adult
- Comic Strip reflections (author Carol Gray)
- Restorative Justice sessions (adult led with all pupils involved)
- Reintegration meetings (with pupil, SLT/SENCo and parents)

## **11. Pupil Settling-in Period**

### **11.1 Inducting incoming pupils**

The school will support incoming pupils to meet behaviour standards by offering an induction process to familiarise them with the behaviour policy and the wider school culture.

During this process the pupil's Individual Risk Assessment and support strategies will be trialled and then reviewed with the pupil, their Keyworker and the SENCo.

### **11.2 Preparing outgoing pupils for transition**

To ensure a smooth transition to the next year, pupils have transition sessions with their new teacher(s). In addition, staff members hold transition meetings.

To ensure behaviour is continually monitored and the right support is in place, pupils' individual Risk Assessment and any Therapeutic Risk Reduction plans in place (for pupils with high risk behaviours who need additional strategy plans or positive handling (physical intervention) plans) are reviewed termly and shared with all teaching staff working within the school (as all staff may be asked to support the pupil at any time) .

## **12. Training**

As part of their induction process and ongoing staff development, our staff are provided with certified training through the Therapeutic Thinking Approach to managing and responding to behaviour.

At Clarity, our SLT are certified Therapeutic Thinking tutors; they deliver the certified Therapeutic Thinking Approach training at induction for new staff and yearly refresher training for all staff.

In addition to this, as reflective practitioners, all staff participate in regular reflective practice sessions to ensure they feel confident in their approach and have the opportunity to practise the skills they have been taught.

The Therapeutic Thinking training includes:

- Training on preventing the need for physical intervention where possible
- The correct use of de-escalation strategies
- The needs of the pupils at the school
- How SEND, past experiences of trauma and mental health needs can impact behaviour
- The correct use of physical interventions

Behaviour management will also form part of continuing professional development.

A staff training log is monitored by the Headteacher.

## **13. Monitoring arrangements**

### **13.1 Monitoring and evaluating school behaviour**

The school will collect data on the following:

- Behavioural incidents, including positive behaviour incidences
- Attendance, permanent exclusion and suspension
- Incidents of searching, screening and confiscation
- Anonymous surveys for staff, pupils and parents on their perceptions and experiences of the school behaviour culture

The data will be monitored by SLT.

The data will be analysed from a variety of perspectives including:

- At school level
- By age group/class
- At the level of individual members of staff
- By time of day/week/term
- By protected characteristic

The school will use the results of this analysis to make sure it is meeting its duties under the Equality Act 2010. If any trends or disparities between groups of pupils are identified by this analysis, the school will review its policies to tackle it.

### **13.2 Monitoring this policy**

This behaviour policy will be reviewed by the headteacher and the Senior Leadership team at least annually, or more frequently, if needed, to address findings from the regular monitoring of the behaviour data (as per section 13.1). At each review, the policy will be approved by SLT.

## **14. Links with other policies**

This behaviour policy is linked to the following policies:

- Anti-bullying policy
- Child protection and safeguarding policy
- Child on Child Harmful Sexual behaviour policy
- E-safety and acceptable use of ICT policy
- SEND policy
- Suspension and Termination of Placement Procedure (within this policy)

## **Appendix 1: Written Statement of Behaviour Principles**

- Every pupil understands they have the right to feel safe, valued and respected, and to be able to learn free from the disruption of others
- All pupils, staff and visitors are free from any form of discrimination
- Staff and Specialists working within the setting set an excellent example to pupils at all times
- Therapeutic Behaviour management strategies are used consistently by staff, in line with the behaviour policy
- The behaviour policy is understood by pupils and staff
- The Suspension and Termination of Placement Procedure explains that suspensions and termination of placement will only be used as a last resort, and outlines the processes involved in suspensions and the termination of placements.
- Pupils are helped to understand their behaviour and take responsibility for their actions
- Families are involved in behaviour discussions and Behaviour strategy plans (Regulation plans) to foster good relationships between the school and pupils' home lives.

The Head Teacher also emphasises that violence or threatening behaviour will not be accepted as an ongoing means of communication.

Following such incidences, we will help the pupils to develop more self-awareness of their behaviour and emotional responses so that they can begin to develop more independence in their social communication skills and self-regulation, to ensure that they no longer need to use unvalued behaviour as means of communication.

## **Appendix 2: How we respond to 'difficult' or 'dangerous' unvalued behaviours**

### **Our Rationale:**

**When unvalued behaviours occur, first we promote the behaviours we want to see, then we seek to discover an explanation and solution.**

As SEND pupils, our children may have complex needs and difficulties which can impact on their behaviour. We always seek to understand why a behaviour has occurred (this is not the same as excusing it); then we can teach the child how to prevent a recurrence.

This is vitally important in order for us to fulfil our duty to ensure our children learn the tools to successfully navigate social interactions; relationships; employment opportunities; the world.

### **Points to remember:**

- All children want to feel liked by the adults, as well as the other children, around them (and they need frequent reminders and reassurance that we do like them and want them in our school).
- All children want to be noticed and nurtured (sometimes they don't know how to ask for this).
- Don't shout and shock, give time to process (speak then pause for at least 10 seconds, to allow them to process what you have just said), and don't allow yourself to be drawn into an argument.
- Give **positive** directions: Not "Don't run!" or "Don't shout", instead say "Walk safely, thank you" or "Lower your volume, thank you".
- **Give two choices of response: not ultimatums!** E.g. "Would you like to write in pen or pencil, you choose."

### **A First Response to 'Difficult' or 'Dangerous' unvalued behaviours (these are generalised to ensure a consistency of approach by all staff):**

#### **De-Escalation Script**

- Child's name
- I can see something has happened
- I am here to help
- Talk and I will listen
- Come with me and let's see if we can solve this together.

#### **De-escalation body language**

- Outside of an outstretched arm
- Good distance
- Standing to the side
- Relaxed hands
- Managing height (come down to their height)

#### **More specific suggested responses:**





	Step 1:	Step 2:	Step 3:	Step 4
When we see these <b>‘Difficult Behaviours’:</b>	We will empathise ...	When we need to be firm and clear ... <i>[Use a firm, slow, clear voice]</i>	If pupil does not respond appropriately <b><i>[Use short instructions /statements]</i></b>	<b>Consequence if pupil does not change their behaviour</b> <b><i>[This must ALWAYS be followed by a resolution.]</i></b>
Heightened and talking very fast or loud.	I can see you’re upset/angry about something, I want to help you, but I can’t hear what you’re saying.  Talk calmly and I will listen.	Slow down/lower your volume and talk clearly so that I can try to understand what the problem is.  Let’s go somewhere to talk so that we don’t disturb others.	Guide the pupil away from the audience to a ‘safe space’. Say, “Let’s go to the ... or the ... . You choose ... or ...?”  <b>Be patient and give plenty of processing/take-up time. Do not repeat or press for an answer.</b>	Remove the audience.  Pupil then not permitted to re-join peers for the rest of the session and/or break.  <a href="#">Resolution (Learning consequence):</a> Reflection/Restorative Justice/apologies to those impacted.
Heightened and complaining about something or someone...	I know that doesn’t seem fair...  I understand why you might feel like that.  It must feel very confusing.  Those feelings are not nice to have, are they?  It must be quite hard to try to manage those feelings.	... we cannot solve the problem by ... <i>[name the behaviour]</i>  It is not okay to disturb the learning or make others feel unsafe.  Let’s think about what we can do...  We could try... or ... (identified toolbox strategies).  <b>Be patient and give plenty of processing/take-up time. Do not repeat or press for an answer.</b>	Guide the pupil away from the audience to a ‘safe space’. Say, “Let’s go to the ... or the ... . You choose ... or ...?”  <b>Be patient and give plenty of processing/take-up time. Do not repeat or press for an answer.</b>	Remove the audience.  Pupil then not permitted to re-join peers for the rest of the session and/or break.  <a href="#">Resolution (Learning consequence):</a> Reflection/Restorative Justice/apologies to those impacted.
Demonstrating anger (through behaviour /non-verbal cues)	I can tell you’re upset/angry about something...  Those feelings are not nice to have, are they?	Use your words and I will listen.  It is not okay to disturb the learning or make others feel unsafe.	Guide the pupil away from the audience to a ‘safe space’. Say, “Let’s go to the ... or the ... . You choose ... or ...?”	Remove the audience.  Pupil then not permitted to re-join peers for the rest of the session and/or break.  <a href="#">Resolution (Learning consequence):</a> Reflection/Restorative Justice/apologies to those impacted.

	It must be quite hard to try to manage those feelings.	Let's think about what we can do... We could try... or ... (identified toolbox strategies). <b>Be patient and give plenty of processing/take-up time. Do not repeat or press for an answer.</b>	<b>Be patient and give plenty of processing/take-up time. Do not repeat or press for an answer.</b>	<a href="#">Zones of regulation / interoception refresher.</a> Review of pupil de-escalation plan.
Being unkind to a peer	I'm wondering why you think that it is okay to ... (do that/ say those unkind things).  No one is perfect; we all make mistakes.  That was an unhelpful /unnecessary comment.	We do not use unkind words.  Everyone has a right to feel safe and respected in our school.  You do not have to be their best friend, but <b>you may not be their enemy.</b>	Guide the pupil away from the audience to a 'safe space'.  Say, "Let's go to the ... or the ... . You choose ... or ...?"  <b>Be patient and give plenty of processing/take-up time. Do not repeat or press for an answer.</b>	Time out from the activity/area.  Pupil then not permitted to re-join peers for the rest of the session and/or break.  <a href="#">Resolution (Learning consequence):</a> <a href="#">Social skills and Social understanding interventions. Social stories.</a> <a href="#">Reflection/Restorative Justice/apology</a>
Being disrespectful to someone/using discriminatory language  Shouting at someone	I'm wondering why you think that it is okay to ... (do that/ say those unkind things).  We must show respect to all people.  It must be quite hard to try to manage those feelings. But this behaviour (shouting / being disrespectful / using discriminatory language) is not okay.	Stop now. This is not okay. This isn't the way to solve a problem. This is offensive and not acceptable.  If you want me to listen, use an appropriate tone/volume/language.	Guide the pupil away from the audience to a 'safe space'.  Say, "Let's go to the ... or the ... . You choose ... or ...?"  <b>Be patient and give plenty of processing/take-up time. Do not repeat or press for an answer.</b>	Remove the audience.  Pupil then not permitted to re-join peers for the rest of the session and/or break.  <a href="#">Resolution (Learning consequence):</a> <a href="#">Social skills and Social understanding interventions. Social stories.</a> <a href="#">Reflection/Restorative Justice/apology to those impacted.</a>
Interrupting the lesson/ disturbing the peace and good working order of the school	You don't seem to be in green zone right now, I'm wondering if you need something/some time to help you to regulate and get ready for learning.	Your peers have a right to learn and right to feel safe. You must respect this by ... (stopping what you're doing) or going to ... (safe	Guide the pupil away from the audience to a 'safe space'.	Pupil not permitted to re-join peers for the rest of the session and/or the following break.

(thus, disturbing the sense of safety in the environment for others)	<p>What can I do to help you feel ready to learn/get back to the green zone?</p> <p>I'm wondering why you think that it is okay to ... (do that/ say those unkind things).</p>	<p>space) to regulate/ complete your learning tasks.</p> <p><b>Be patient and give plenty of processing/take-up time. Do not repeat or press for an answer.</b></p>	<p>Say, "Let's go to the ... or the ... . You choose ... or ...?"</p> <p>Remove the audience/class to another room.</p> <p><b>Be patient and give plenty of processing/take-up time. Do not repeat or press for an answer.</b></p>	<p><b>Resolution (Learning consequence):</b> Reflection/Restorative Justice/apologies to those impacted.</p> <p>Review of strategies and pupil paperwork and may see OT to ensure movement needs etc. are being met. Pupil profile and IEP may be updated.</p>
Pupil presenting in 'shutdown mode' or 'freeze response'.	<p>(Pupil name), I can see that you're upset/angry/struggling with something. I'm here to help. Talk to me and I will listen.</p> <p><b>Be patient and give plenty of processing/take-up time. Do not repeat or press for an answer.</b></p> <p>I'm wondering if you're worried about something ...</p> <p>Those feelings are not nice to have, are they?</p> <p>It must be quite hard to try to manage those feelings.</p>	<p>(Pupil name), I'm here to help but it's okay if you don't want to talk right now.</p> <p>Let's choose one of your strategies from your Regulation toolbox.</p> <p>Would you like to choose ... or ...</p> <p><b>Be patient and give plenty of processing/take-up time. Do not repeat or press for an answer.</b></p>	<p>Give them two options of regulation strategies/therapeutic activities.</p> <p><b>Be patient and give plenty of processing/take-up time. Do not repeat or press for an answer.</b></p>	<p><b>Resolution (Learning consequence):</b> 1:1 nurture and mentoring from Keyworker.</p> <p>Comic strip Cartoon reflections to identify the difficulties/problem.</p> <p>Strategies identified/reviewed with the pupil to create a plan to support the pupil.</p>
Inappropriate use of the internet - Accidental (Not the specified webpage)	I can see you have found something you are interested in but now is not the time. Perhaps once you have completed your work, you could earn some free time on the computer.	"Let's return to the activity you have been set so that we don't have to take the laptop away, thank you."	This isn't an acceptable use of the computer.	<p>Laptop privileges removed for a fixed period. Parents notified.</p> <p><b>Resolution (Learning consequence):</b></p>

	<p>I'm wondering if/hoping you found yourself on that website by accident. What happened?</p> <p>Let me help you find what you should be looking for.</p>	<p>Focus on the Lesson Objective, thank you. Remember to follow the rules of the IT contract you have signed.</p>	<p>Close the window down and go to the correct website as instructed, thank you.</p> <p><b>Be patient and give plenty of processing/take-up time. Do not repeat or press for an answer.</b></p>	<p><a href="#">Reflection (E-safety reminders) and reminder of Safe Use of the Internet contract, signed by the pupil.</a></p>
<p>Inappropriate use of the internet – non -accidental (Not the specified webpage or task set)</p>	<p>I'm wondering if/hoping you found yourself on that website by accident. What happened?</p> <p>Perhaps you didn't realise/understand that this was inappropriate. Don't worry. Would you like to ask me any questions about ...?</p> <p>I'm wondering if you went to that site because you were curious?</p> <p>Let me help you find what you should be looking for.</p>	<p>Close the window down and go to the correct website as instructed, thank you.</p> <p>Close the window immediately, thank you.</p>	<p>It's your choice, go to the correct/appropriate website or lose the privilege of using a laptop.</p> <p><b>Be patient and give plenty of processing/take-up time. Do not repeat or press for an answer.</b></p>	<p>Loss of laptop privileges (time proportionate to incident and intent). Parents to be informed so that they can monitor home internet use.</p> <p><a href="#">Resolution (Learning consequence):</a> <a href="#">Reflection (E-safety reminders) and reminder of Safe Use of the Internet contract, signed by the pupil.</a></p>

	Step 1:	Step 2:	Step 3:	Step 4
When we see these 'Dangerous Behaviours'...	We will empathise ...	When we need to be firm and clear ... <i>[Use a firm, slow, clear voice]</i>	If pupil does not respond appropriately  <b><i>[Use short instructions /statements]</i></b>	<b>Consequence if pupil does not change their behaviour</b>  <b><i>[This must ALWAYS be followed by a resolution.]</i></b>
Running in the corridor	I can see you're eager to get there but that is not safe.  If you need to run, you can go outside to the playground for a 5min run.	"Walking in the corridor, thank you".	Stop. Turn around. Go back and try again in a safe manner.	Block the path (in a safe manner – Arms down, open palms, non-threatening stance).  Give the pupil 'Time out' to regulate themselves before entering the classroom.  <b><u>Resolution (Learning consequence):</u></b> Reflection/Restorative Justice/apologies to those impacted.  Review pupil paperwork to ensure physical needs being met, possible OT involvement to assess needs, update IEP and pupil profile.
Risk of causing damage to property	Step On de-escalation script.  I can see you're angry about something; you don't need to do that to show me you're angry. I'm here to help.  Talk to me and I will listen.  Or	Stop. It's not okay to break things because you're angry/upset.  This is not going to help us solve your problem. Come with me and I will listen and try to help.  Remove the audience.	Say, "Let's go to the ... or the ... . You choose ... or ...?"  You will be expected to pay for any damage repairs.  <i>(*NB – this could be a 'trigger' for some pupils but may motivate others to cease.)</i>	Non-restrictive physical interventions to turn and guide the child away, or to a safe space (in accordance with Essex Steps policy and Clarity behaviour policy – by Essex Steps certified staff).  <b>SLT to be informed immediately.</b>  <b>Parents to be informed immediately (SLT to advise who should inform parents).</b>  <b><u>Resolution (Learning Consequence):</u></b> 1. <b><u>Reflection/Restorative Justice</u></b>

	Take some time in ... (safe space) to regulate and when you are ready, you can tell me what the problem is.		If you don't stop, I will have to physically intervene. You don't want that and neither do I.	<b>2. Apologies/reparations to be made (damages paid for – at the discretion of the Headteacher).</b> <b>3. Staff debrief and self-reflections</b> <b>4. Update Pupil Risk Assessments and pupil paperwork e.g. their de-escalation plan</b>
Risk of causing harm to themselves  <i>[If immediate risk of harm, skip straight to Step 3]</i>	(Pupil name) stop. I'm here to help.  I can see you're upset about something. Talk to me and I will listen.  If you don't want to talk, that's okay. What can I do to help you feel better?  Those feelings are not nice to have, are they?  I understand why you might feel like that but this is not the way to help yourself.  It must be quite hard to try to manage those feelings let me try to help you.  Which of your safe strategies should we try?	(Pupil name) stop now.  Remove the audience.  It's not okay to hurt yourself. I care about you too much to let you hurt yourself.  I just want you to be safe. I'm here to help you.  Come with me and I will listen and try to help you.  Use your strategies.  If you don't stop, I will have to physically intervene.  Who would you like to help you? (Suggest Keyworker, SLT, SOS or talking to parent on the phone).	(Pupil name) stop now or I/we will physically stop you.  Say, "Let's go to the ... or the ... You choose ... or ...?"  Remove any sharp/dangerous items from around them.  Guide the pupil away from the danger.  <i>[Once in a safe space and a more regulated state, use the empathic response script to support the pupil's emotional trauma – if very distressed, inform and request the support of the DSL/DDSL].</i>	Non-restrictive physical interventions to turn and guide the child away or to a safe space (in accordance with Essex Steps policy and Clarity behaviour policy – by Essex Steps certified staff).  Use Step On non-restrictive physical interventions to remove object from their hand if necessary, to prevent harm to self.  <b>SLT to be informed immediately.</b>  <b>Parents to be informed immediately (SLT to advise who should inform parents).</b>  <b>Resolution:</b> <b>1. Reflection/Restorative Justice</b> <b>2. Apologies to be made</b> <b>3. Staff debrief and self-reflections</b> <b>4. Update Pupil Risk Assessments and pupil paperwork e.g. their de-escalation plan</b>
Risk of causing harm to others	(Pupil name) stop. I'm here to help.	(Pupil name) stop now.  Remove the audience.	(Pupil name) stop now or I/we will need to physically stop you.	Non-restrictive physical interventions to turn and guide the child away or to a safe space (in accordance with Therapeutic Thinking approach and

<p><b>[If immediate risk of harm, skip straight to Step 3]</b></p>	<p>I can see you're angry about something; you don't need to do that to show that you're angry.</p> <p>Talk to me and I will listen.</p> <p>Or</p> <p>Take some time in ... (safe space) to regulate and when you are ready, you can tell me what the problem is.</p>	<p>It's not okay to hurt someone because you're angry/upset with.</p> <p>Come with me and I will listen and try to help.</p> <p>Go to ... (a safe space) or ... (another safe space).</p> <p>If you don't stop, I will have to physically intervene. You don't want that and neither do I.</p>	<p>Say, "Let's go to the ... or the ... . You choose ... or ...?"</p>	<p>Clarity behaviour policy – by Therapeutic Thinking certified staff).</p> <p>Use Step On non-restrictive physical interventions to remove object from their hand if necessary, to prevent harm to others.</p> <p><b>SLT to be informed immediately.</b></p> <p><b>Parents to be informed immediately (SLT to advise who should inform parents).</b></p> <p><u>Resolution (Learning Consequence):</u></p> <ol style="list-style-type: none"> <li>1. Reflection/Restorative Justice</li> <li>2. Apologies/reparations to be made (damages paid for – at the discretion of the Headteacher).</li> <li>3. Staff debrief and self-reflections</li> <li>4. Update Pupil Risk Assessments and pupil paperwork e.g. their de-escalation plan</li> </ol>
<p>Persistently interrupting lessons e.g. safety instructions being given in the lesson/ disturbing the safety and good working order of the school</p> <p>OR</p> <p>Dangerous behaviour in the classroom/in front of peers (causing distress or heightening peers)</p> <p>(thus, disturbing the sense of safety in the environment for others)</p>	<p>You don't seem to be in green zone right now, I'm wondering if you need something/some time to help you to regulate and get ready for learning.</p> <p>What can I do to help you feel ready to learn/get back to the green zone?</p> <p>I'm wondering why you think that it is okay to ... (do that/ say those unkind things).</p>	<p>Your peers have a right to learn and right to feel safe. You must respect this by ... (stopping what you're doing) or going to ... (safe space) to regulate/ complete your learning tasks.</p>	<p>Guide the pupil away from the audience to a 'safe space'.</p> <p>Say, "Let's go to the ... or the ... . You choose ... or ...?"</p> <p>OR</p> <p>Remove the audience/class to another room.</p>	<p>Non-restrictive physical interventions to turn and guide the child away or to a safe space (in accordance with Therapeutic Thinking approach and Clarity behaviour policy – by Therapeutic Thinking certified staff).</p> <p>Pupil not permitted to re-join peers for the rest of the session and/or the following break.</p> <p><b>SLT to be informed immediately.</b></p>

				<p>Parents to be informed immediately (SLT to advise who should inform parents).</p> <p><u>Resolution (Learning Consequence):</u></p> <ol style="list-style-type: none"> <li>1. Reflection/Restorative Justice</li> <li>2. Apologies/reparations to be made (damages paid for – at the discretion of the Headteacher).</li> <li>3. Staff debrief and self-reflections</li> <li>4. Update Pupil Risk Assessments and pupil paperwork e.g. their de-escalation plan</li> </ol>
<p>Risk of Absconding</p> <p><i>[If immediate risk of harm, skip straight to Step 3]</i></p>	<p>(Pupil name) stop. I'm here to help.</p> <p>I can see something must have upset you. It's okay, we can sort it out together. I will keep you safe.</p> <p>I can see you're angry about something; you don't need to run away/leave. You're safe here with me.</p> <p>Talk to me and I will listen.</p> <p>Or</p> <p>Take some time in ... (safe space) to regulate and when you are ready, you can tell me what the problem is.</p>	<p>(Pupil name) stop/come back now.</p> <p>Remove the audience.</p> <p>It's not okay to run away.</p> <p>I just want you to be safe. I'm here to help you.</p> <p>Come with me and I will listen.</p> <p>Go to ... (a safe space) or ... (another safe space).</p> <p>If you don't stop, I will have to physically intervene. You don't want that and neither do I.</p>	<p>(Pupil name) stop/come back now or I/we will physically stop you.</p> <p>It's not safe for you to ...</p> <p>Say, "Let's go to the ... or the ... . You choose ... or ...?"</p> <p>We don't need to talk just now. I just want you to be safe.</p> <p><i>[Once in a safe space and a more regulated state, use the empathic response script to support the pupil's emotional trauma – if very distressed, inform and request the support of the DSL/DDSL].</i></p>	<p>Non-restrictive physical interventions to turn and guide the child away or to a safe space (in accordance with Therapeutic Thinking approach and Clarity behaviour policy – by Therapeutic Thinking certified staff).</p> <p>Pupil not permitted to re-join peers for the rest of the session and/or the following break.</p> <p>SLT to be informed immediately.</p> <p>Parents to be informed immediately (SLT to advise who should inform parents).</p> <p><u>Resolution (Learning Consequence):</u></p> <ol style="list-style-type: none"> <li>1. Reflection/Restorative Justice</li> <li>2. Apologies/reparations to be made (damages paid for – at the discretion of the Headteacher).</li> </ol>



				<p>3. Staff debrief and self-reflections</p> <p>4. Update Pupil Risk Assessments and pupil paperwork e.g. their de-escalation plan</p>
--	--	--	--	--

## **Generalised Behaviour management strategies for all pupils ('Regulate – Relate – Reason' as per Psychologist Dr Bruce Perry's progressive response techniques) :**

1. Acknowledge and identify what is happening - "I can see you're not happy, you don't need to ... to communicate that"
2. Reassure - "I'm here to help", "we can sort this out together", "I'd like to be able to tell mum/dad, you had a 'blip' but then turned it around."
3. Give 2 clear choices - you can go outside or to the ?? room, outside or ....., your choice.
4. Give 'take up time' - don't repeat instructions, allow them time to process (at least 10 seconds!)
5. Disempower the behaviour - do not react, show disappointment or anxiety; redirect their focus positively.

## **Behaviour management strategies for individual pupils:**

It's vitally important to know what motivates the individual child and which strategies can help them to regulate. Parents are usually the experts on what works for them outside of school. Keyworkers can advise you about what works well in school.

You can find this information on the EHCP, One plan, Pupil profile, Zones of Regulation Strategies Toolbox plan or Individual Risk Reduction Plans/Personalised Stress Management and Adult Response plans.

*[This information should be frequently reviewed and updated as the pupils needs change and following unexpected incidents of heightened behaviour.]*

## **Examples of individualised strategies:**

- The child needs to be 'noticed' but subtly - acknowledge their presence, but don't push for in-depth conversations
- Let them walk, and walk with them
- When they're talking negatively, acknowledge it, validate it and be empathetic (don't dismiss it) - "I'm sorry you feel that way", "I care how you feel", "I want you to be happy", "It makes me feel sad that you're unhappy; I'd like to help you feel a bit better, let me help to distract you"
- Humour (he/she likes 'inside jokes' or shared memory reminders that show you're keeping him/her in mind).
- Give lots of positive praise and notice when he/she has made an effort to work hard, be kind etc.
- Point out when something has gone well or someone has done something nice for them ("Oh that's nice that they wanted to be kind to you" "what a good friend they are to you" etc.)
- "Would it help if (name of soft toy) were to join you and sit on your lap/desk?"
- "I'm wondering if ...something has upset you/you're just feeling a bit tired/grumpy/you're missing ..."
- Deep pressure – e.g. make them into a bean bag sandwich
- A Soft Toy or specific OT/sensory resource
- A safe space or a dark enclosed space to hide (sensory tent/body sock)
- Supported social interactions or a specific game (Uno, chess, basketball, football etc.)
- Music (pre-loaded music on an MP3 player played through headphones in a quiet space)

### Therapeutic Thinking Risk-assessed Non-Restrictive Physical Intervention Maneuvers

These photographs demonstrate the Therapeutic Thinking Risk-assessed Non-Restrictive Physical Intervention steps, that may be used by trained and certified staff, to protect pupils who are behaving in a high-risk manner which could cause harm to themselves or to others (this includes protecting pupils from engaging in acts of criminal behaviour such as damaging the property of others).

#### Closed mitten

Used to draw a student close

- Fingers and thumb together

The hand should remain in a mitten to avoid the possibility of gripping.



Therapeutic Thinking Ltd. © Sept 2022

ESSET



#### Penguin shape

Certain terminology will be repeated often when we consider the use of physical intervention or restrictive physical intervention.

##### Penguin shape

Refers to a child held so they are not twisting and turning putting strain on vulnerable joints.

- Arms safely secured by their sides
- Held hip to hip
- Maintained standing where possible



Therapeutic Thinking Ltd. © Sept 2022

ESSET



#### Hip to hip

Certain terminology will be repeated often when we consider the use of physical intervention or restrictive physical intervention.

##### Hip to hip

Refers to standing beside a child ensuring the hip is in contact with the child as close to their hip as possible. To achieve this staff may need to kneel or even sit on the floor when working with small children.



Therapeutic Thinking Ltd. © Sept 2022


ESSET



#### Supportive arm paired

To support, guide or escort

- Stance
- Maintain penguin shape
- Hip to hip, slightly behind
- Closed mittens around each shoulder
- Communicate intention, consider de-escalation script



Therapeutic Thinking Ltd. © Sept 2022

ESSET




These photographs demonstrate the Therapeutic Thinking Risk-assessed Non-Restrictive Physical Intervention Maneuvers, that may be used to support pupils to regulate, guide pupils away from the risk/course of action or escort pupils to a safe place.

## Offering an arm

to support, guide or escort

- Stance
- Hip to hip
- Arm is offered – explicit teaching
- Student accepts the invite
- Communicate intention
- Draw elbow in for extra security



Therapeutic Thinking Ltd. © Sept 2022

**ESSET**



## Supportive hug

To support, guide or escort or to communicate comfort or reward:

- Stance
- Hip to hip
- Closed mittens around each shoulder
- Communicate intention, consider de-escalation script



Therapeutic Thinking Ltd. © Sept 2022

**ESSET**



## Supportive arm

To support, guide or escort

- Stance
- Maintain penguin shape
- Hip to hip
- Closed mittens above or around each elbow
- Communicate intention, consider de-escalation script



Therapeutic Thinking Ltd. © Sept 2022

**ESSET**



## Supportive arm paired

To support, guide or escort

- Stance
- Maintain penguin shape
- Hip to hip, slightly behind
- Closed mittens around each shoulder
- Communicate intention, consider de-escalation script



Therapeutic Thinking Ltd. © Sept 2022

**ESSET**



### Appendix 3: The Clarity Empathic Response Script for use with:

*[insert pupil name]*

When setting boundaries, or communicating expectations, use **ACO**:

**A – acknowledge the feeling;**

**C – communicate;**

**O – offer help or offer alternatives**

- Highlight the most relevant phrases for the named pupil.
- Add any additional phrases that the pupil responds well to.

Ways of responding empathically to 'unvalued' behaviours:		
I can see that made you feel very cross, didn't it? It can be so hard to manage our feelings when we're cross, and not let them burst out and hurt someone. Maybe you could .../ Maybe I could help you by...		
You look very hot and bothered/uncomfortable. How about ... a nice, cold drink/ some fresh air/ a sensory break/a distraction activity...		You're full of big feelings, and they are so hard to manage. I would like to help you. Maybe I/we could...
That hurt/upset you didn't it?	It looks like you could use some help. I can help you with that if you'd like?	I know you want to talk to me but now is not the right time. Let's talk at/in/after...
You really want ... don't you?	You wish I could buy that for you/do that for you, don't you? I wish I could but I can't.	I think you're a bit cross with me for not letting you... but I need to ...
You really wanted to be first, didn't you but...got there first.	Sometimes we wish we hadn't done something but then it's too late. I wonder how we could make up for it.	Taking turns can be so hard because sometimes we feel we just need more, but ...
When he said that, I think it made you feel bad didn't it?	You want to say something, I know, but I am just, listening to.... I will come back to you in a minute.	It's time to stop now. I know you want more time, but we have to ... We can come back to this ...
It can really hurt you when they people say things like that.	You really want another one, don't you, but ...	You're feeling a bit bad about that, aren't you? Maybe you could ...
It can be so hard to try again when something goes wrong.	It was so hard for you to try again, wasn't it? But you managed it.	Sharing can be so hard. We can worry there won't be enough for us.
That looks heavy/hard/scary/worrying...	You look like you're enjoying that.	Not winning/not being first can be a very difficult feeling to manage.

Some more empathic responses to young people's behaviour:		
<b>1. Non-verbal communication</b> Remember that tone of voice, speed of talking, facial expression and. Body language are part of any communication and contribute hugely to a young person experiencing your empathy.		
<b>2. Suggested empathic sentences</b> Coming up with your own responses, and with age-appropriate responses, in response to your felt experience of what the young person is feeling at any point in time is best, but to give you a flavour, here are some examples:		
Oh wow, you were really scared weren't you?/that sound very scary to me.	I think you didn't really want to ... but when your feelings started bubbling up, you just couldn't stop yourself. Am I right?	
Sounds like you had a rough time.	Wow, I can see you're really angry about that.	Your feelings seem to be bubbling up. Do you need...?
I can see you have lots of hurts you need me to know about. Let's make time for you to talk about them ...	What ...said hurt/upset you, didn't it?	You look a bit sad/down/upset etc...

It can make us really/quite angry when...	That must have been so hard for you.	I know ... is important to you, but right now... Maybe we can discuss this later.
I know/understand how you feel.	I'm sorry it's working out like this for you.	I can understand why you might feel like that/think that.
I have a feeling that was quite hard for you.	It wouldn't have seemed fair to me either if...	No wonder you're upset/angry.
I think you really wish you hadn't... (done that).	You really want to play with ... I know you do but ...	I know that doesn't seem fair but ...
I feel quite sad about that.	That feels quite hard to think about.	I am so sorry you feel/felt like that.
You don't sound very confident that that is going to work.	It must be so painful to think and feel that about yourself.	It sounds like you feel...

Positive empathy tools		
You seem (quite) pleased with that.	You like... don't you?	I can see you're getting quite interested in...
It's fun we ... isn't it?	You're good at ..., aren't you?	I watched you, it was a little scary, but you did it!

Generalised empathic stems			
It's so hard to...	It's so hard when ...	I guess we often ...	Sometimes it's ...
When people... it can make us	It can make us ... when	It can be hard to ...	It can be fun to ...

Other useful reflective sentence stems			
I was just wondering ...	I was just thinking that maybe...	I wonder what ...	Mmmm, so...

Expressing curiosity can communicate interest and thoughtfulness			
I wonder what that's about.	I'm just guessing, but I was wondering ...	I wonder what made you ...	I wonder what you were thinking when ...
I'm puzzled; I'm trying to understand what that might be about.	I'm struggling to understand what that might be about.	I suppose I really want to try to understand you better.	I was just wondering if there was something I said, or maybe something in my expression which affected you just then.
What do you think?	I was just wondering ...	Do you usually find ...	Do you often feel... when...
I was just thinking...	I'm just guessing, but I was wondering...	I guess I noticed that ...	I think that might have hurt you.
Maybe you felt that by fighting back/ running away/shouting out ...	Maybe that was the only way you could think of to stay feeling safe?	There are some things which are so hard to understand.	Would it be helpful for us to think a little about this (later)?
It must be so hard to manage ...	Do you know what I'm thinking...?	Wait a second, I wonder ...	We don't need to talk about it if you're not ready to. Maybe later, when you're ready, we can.

<b>I wonder .../I'm wondering ...</b>			
These can be really helpful sentence beginnings because they open up to reflection and thoughtfulness and they don't need an answer. The young person can answer if they wish to but also feel just as comfortable if they choose not to reply. E.g. <b>I'm wondering ...</b>			
...what you're thinking	...what's on your mind	...what's that about	..why you reacted like that
...what you might mean	...what you're thinking about	...how you feel when...?	...what it means that you ...?
...about that, because I remember that...	...what you do when you think...	...if that affects how you feel about yourself?	...if you can remember when you first thought ...
...how you manage	...how you handled that...	...how you feel now?	...how would you feel if...
...if that has ever happened with anyone else?	...how you feel talking to me about it?	...how you feel now you have told me?	...if you understand how ... might feel about ...

<b>Individualised Responses for _____</b>
What works really well for _____ and will get an appropriate response?

When the meaning of a particular behaviour emerges and is felt and acknowledged with acceptance by both parties, it will elicit empathy, and ease the way for thoughtful help, and the possibility of using help from the trusted adult.

Repeated experiences of adults being accepting, curious and empathic in response to their problematic behaviours can lead to young people generalizing from the thoughtful responses and developing a more appropriate and secure 'Internal working model'. (Bowlby)

## Appendix 4:

### Pupil Self-Reflection Form

Behaviour policy **Appendix 4**

<b>Pupil Name</b>	<b>Class</b>	<b>Date of incident</b>
-------------------	--------------	-------------------------

<p><b><u>What happened before this?</u></b></p>	<p><b><u>What Happened?</u></b></p>	<p><b><u>Who else was affected and how?</u></b></p>
<p><b><u>What were you thinking?</u></b></p>		<p><b><u>What could you have done differently?</u></b></p>
<p><b><u>How were you feeling?</u></b></p>		<p><b><u>What happened as a result of this incident?</u></b></p>
<p><b><u>Resolution and Repair: What can I do to make up for this?</u></b></p>		<p><b><u>Action plan (What will we do to prevent this happening again?)</u></b></p>

Signed (Pupil):

Date:

Signed (Supervising adult):

Date:




## Appendix 4b:

### What are comic strip conversations?

Comic strip conversations, created by [Carol Gray](#), are simple visual representations of conversation. They can show:

- the things that are actually said in a conversation
- how people might be feeling
- what people's intentions might be.

Comic strip conversations use stick figures and symbols to represent social interactions and abstract aspects of conversation, and colour to represent the emotional content of a statement or message.



From Carol Gray's [Comic strip conversations](#)

By seeing the different elements of a conversation presented visually, some of the more abstract aspects of social communication (such as recognising the feelings of others) are made more 'concrete' and are therefore easier to understand.

Comic strip conversations can also offer an insight into how an autistic person perceives a situation.

## How to use comic strip conversations

Comic strip conversations can help autistic people to understand concepts that they find particularly difficult. People draw as they talk and use these drawings to learn about different social situations.

In a comic strip conversation, the autistic person takes the lead role with parents, carers or teachers offering support and guidance.

- Start with small talk (for example, talking about the weather) to get people familiar with drawing whilst talking and to mimic ordinary social interactions.
- Ask a range of questions about a specific situation or type of social interaction. The autistic person answers by speaking and drawing their response.
- Summarise the event or situation you've discussed using the drawings as a guide.
- Think about how you can address any problems or concerns that have been identified.
- Develop an action plan for similar situations in the future. This will be a helpful guide for the autistic person.

For complex situations, or for people who have difficulty reporting events in sequence, comic strip boxes may be used, or drawings can be numbered in the sequence in which they occur.

Comic strip conversations can be used to plan for a situation in the future that may be causing anxiety or concern, for example an exam or a social event. However, remember that plans can sometimes change. It's important to present the information in a way which allows for unexpected changes to a situation.

## How to make your own comic strip conversation

You can use just paper, pencils, crayons and markers, use computer word processing applications, or you could use an [app](#).

Ask the person you are supporting to choose what materials they would like to use.

Some people may like to have their comic strip conversations in a notebook, or saved on their smartphone or tablet, so that they can refer to them as needed, and easily recall key concepts



## **Appendix 4c: Restorative Justice Record**

Time and date of incident:	
Where did this happen?	
Who was involved?	
Did anyone witness the incident?	
Staff supporting this discussion:	
What happened?	
What were you thinking?	
How did this make you feel?	
Who has this affected? How?	
How can we move forward?	
What can we do in the future?	
How do you feel now?	
Signed:	

## Appendix 5: Graduated Response



### Therapeutic Thinking Graduated Response

<p><b>Universal</b> Behaviour Curriculum</p>	<ul style="list-style-type: none"> <li>□ Teach pro-social behaviour.</li> <li>□ Include within pupil induction.</li> <li>□ Establish routines.</li> <li>□ Staff role-model expectations.</li> <li>□ Create positive relationships.</li> <li>□ Use positive phrasing to communicate expectations.</li> </ul>
<p><b>Targeted</b> Behaviour Policy</p>	<ul style="list-style-type: none"> <li>□ Predict and prevent anti-social behaviour, progress to pro-social behaviour - a plan for the majority.</li> <li>□ Check if the identified behaviour is covered in policy.</li> <li>□ Follow the policy.</li> <li>□ Record the impact of policy on pupil's behaviour.</li> <li>□ Analyse the dynamic using the inclusion circles.</li> <li>□ If an individual plan, additional to or different from policy, is needed, move on to Early Prognosis.</li> </ul>
<p><b>Targeted Plus</b> Early Prognosis</p>	<ul style="list-style-type: none"> <li>□ Describe the behaviour factually and unemotionally.</li> <li>□ Gather appropriate and authentic pupil voice.</li> <li>□ Gather information from relevant parties, including multi-agency colleagues, in respect of: <ul style="list-style-type: none"> <li>○ Function of behaviour</li> <li>○ Health and wellbeing</li> <li>○ Context</li> <li>○ Cultural expectations</li> </ul> </li> <li>□ Use the collated information to Assess, Plan, Do, Review.</li> <li>□ Where further intervention is needed, move to Predict &amp; Prevent.</li> </ul>
<p><b>Specialist</b> Predict, Prevent &amp; Progress</p>	<ul style="list-style-type: none"> <li>□ Update Early Prognosis document.</li> <li>□ Complete Risk Calculator.</li> <li>□ Identify any protective consequences needed.</li> <li>□ Identify educational consequences needed.</li> <li>□ Complete Subconscious and Conscious checklists.</li> <li>□ Complete Anxiety Analysis over a period of time.</li> <li>□ Identify factors the child can't cope with and which they can't cope without.</li> <li>□ Use all preceding analysis to create a Predict, Prevent &amp; Progress plan.</li> <li>□ Review the plan regularly.</li> <li>□ Where further intervention is needed move to Therapeutic Plan.</li> </ul>
<p><b>Specialist Plus</b> Therapeutic Plan</p>	<ul style="list-style-type: none"> <li>□ Ensure all preceding analysis documents are updated (Early Prognosis, Risk Calculator, Subconscious &amp; Conscious checklists, Anxiety Analysis).</li> <li>□ Complete the Therapeutic Tree for the individual pupil, taking into account all the preceding analysis when populating the planned pro-social experiences and planned pro-social behaviours.</li> <li>□ Complete a Therapeutic Plan as a result of the completed analysis documents.</li> <li>□ Continue Assess, Plan, Do, Review cycles.</li> <li>□ Involve multi-agency colleagues in a review of the effectiveness of meeting need.</li> </ul>

## Appendix 6:

### Green Pass Checklist Safe Behaviour Required for Trips

Name:

Date recorded:

Description	Frequency				✓
	I am hardly displaying this at all	When I am regulated, this is nearly a habit	This is nearly a habit for me	This is my reputation 😊	
Staying with the staff member whilst they give instructions, showing I am listening					
Following instructions without arguing, even if I don't agree (ask politely if I am unsure)					
Being where I should be, at the appropriate times					
Respecting adults					
Friendly tone of voice					
Volume of voice (appropriate for inside / outside)					
Careful, positive choice of words					
Standing near till staff member has dismissed me					
Being careful regarding touch (not pushing past, being rough, or touching / hugging)					
Respecting peers					
Friendly tone of voice					
Volume of voice (appropriate for inside / outside)					
Careful, positive, safe choice of words					
Being careful regarding touch (not pushing past, being rough, or touching / hugging)					
Building + contributing towards a sense of safety in school					
Allowing others to learn					
*When I am unregulated, I can follow the adults' instructions and allow them to help me, and I can use my identified strategies to ensure I stay safe.					<input type="checkbox"/>
Signed (Pupil):			Signed (staff):		



**Appendix 7:**



The certificate is a green rectangular card with a decorative gold border. At the top center, the words "HEAD TEACHER'S AWARD" are written in a gold, serif font. Below this, the word "CONGRATULATIONS" is written in a larger, gold, serif font. The text "This has been awarded to ..... for demonstrating consistent, safe behaviour and for being able to regulate themselves when needed." is written in a gold, sans-serif font. Below this, the text "I can:" is written in a gold, sans-serif font, followed by a bulleted list of six items: "Listen to instructions", "Stay with a staff member whilst they give me instructions and show I am listening", "Follow instructions without arguing, even if I don't agree", "Be where I should be, at appropriate times", "Respect adults", and "Respect peers". At the bottom left, the text "Signed ..... Mrs Hanson" is written in a gold, sans-serif font. At the bottom right, the text "Date awarded ....." is written in a gold, sans-serif font.

HEAD TEACHER'S AWARD

CONGRATULATIONS

This has been awarded to ..... for  
demonstrating consistent, safe behaviour and for being able to  
regulate themselves when needed.

I can:

- Listen to instructions
- Stay with a staff member whilst they give me instructions and  
show I am listening
- Follow instructions without arguing, even if I don't agree
- Be where I should be, at appropriate times
- Respect adults
- Respect peers

Signed ..... Mrs Hanson      Date awarded .....

## Appendix 8: Therapeutic Thinking Early Prognosis Tool

### Early Prognosis - Guidance

Early prognosis provides a fairly swift check on potential reasons behind the described behaviour and is the next level of a graduated response when a child's needs are not being met by policy. Consider each of the components below within the context of the described behaviour – speak to the child, other members of staff, other professionals and parents/carers who may have information to add.

<p><b>Context (home/school/community)</b></p> <p>All behaviour occurs within a context.  <i>A behaviour might be acceptable in one context but unacceptable in another.</i>          Sometimes, it may be as simple as the child not having a positive relationship with a particular adult.</p> <ul style="list-style-type: none"> <li>• What do we know about the pupil's current experiences?</li> <li>• Where is the behaviour happening?</li> <li>• Is there anything in the home situation of the pupil which may be impacting on their behaviour? Has something recently changed?</li> <li>• Are there particular children, staff or family members involved?</li> <li>• Is there an 'obvious' trigger with an obvious solution?</li> </ul>	<p><b>Diagnosis</b></p> <p>Some behaviours are associated with a particular diagnosis.  <i>There may be proven strategies to meet the need of such a behaviour.</i>          The environment or context may need to change rather than the behaviour.</p> <ul style="list-style-type: none"> <li>• Does the pupil have a known diagnosis?</li> <li>• Is the pupil undergoing investigation for a particular diagnosis?</li> <li>• Does the pupil have 'traits' of a known medical or health condition which may give insight into their behaviour?</li> </ul>
<p><b>Function</b></p> <p>All behaviour has a function.  <i>Function is what the behaviour is communicating.</i>          A behaviour may have more than one function.</p> <ul style="list-style-type: none"> <li>• <b>Sensory</b> – meeting a known or unknown need (occurs in different situations; with or without interaction or engagement from others; provide input to one or more of the senses?)</li> <li>• <b>Escape or avoidance</b> (occurs due to perceived demand or threat, or when asked to do something?)</li> <li>• <b>Attention</b> (leads to attention through verbal or social interactions; proximity; positive affirmation or negative interaction?)</li> <li>• <b>Tangible gain</b> (enables access to a person, situation or item they prefer?)</li> </ul>	<p><b>Cultural expectations</b></p> <p>Every person believes in a set of cultural 'norms' – that which they have been brought up to believe.  <i>Every culture has a set of 'norms' many of which may be unwritten.</i>          School cultural expectations may need to be explicitly taught.</p> <ul style="list-style-type: none"> <li>• Is there anything in the family or community culture of the child that should be considered?</li> <li>• Take into account expectations and priorities within the family or community relating to behaviour, sexuality, gender and social roles, financial priorities, educational achievement, religious doctrine and/or political affiliations.</li> <li>• Are there unspoken school or staff cultural expectations which should be explored?</li> </ul>
<p><b>What is the described behaviour?</b>          An unemotional, non-judgemental, accurate description, including the severity and frequency.  <i>What do you see? What do you hear?</i></p> <p><b>Hypothesis:</b> What is this snapshot telling you? What is your professional opinion?</p> <p><b>Action:</b> What will you put into place to meet this pupil's needs?</p>	




## Appendix 9:





### Therapeutic Risk Reduction Plan

<b>Name:</b>	<b>DOB:</b>	<b>Date:</b>	<b>Review Date:</b>
--------------	-------------	--------------	---------------------

 <p><b>Photo of Student</b></p>	<p><b>Risk reduction measures and differentiated measures (to respond to triggers/overwhelm)</b></p>
<p><b>Prosocial / positive behaviours</b></p> <ol style="list-style-type: none"> <li>1. –</li> <li>2. –</li> <li>3. –</li> <li>4. –</li> <li>5. –</li> </ol>	<p><b>Strategies to respond (Other similar phrases can be used).</b></p> <ol style="list-style-type: none"> <li>1. –</li> <li>2. –</li> <li>3. –</li> <li>4. –</li> <li>5. –</li> </ol>
<p><b>An empathetic script should be used before and during any of the following actions.</b></p> <p>“Name – I can see something has happened. I am here to help you. Come with me to the breakout space and you can have some time to regulate. When you’re ready, you can help me to understand why you’re feeling angry/upset/unregulated (name emotion only if it’s clear).”</p> <p>Repeat the script after giving processing time. Do not expect a verbal response or communicate that you expect a verbal response straight away. One adult to speak.</p>	
<p><b>Anxiety / DIFFICULT behaviours</b></p> <ol style="list-style-type: none"> <li>1. –</li> <li>2. –</li> <li>3. –</li> <li>4. –</li> </ol>	<p><b>Strategies to respond</b></p> <ol style="list-style-type: none"> <li>1. –</li> <li>2. –</li> <li>3. –</li> <li>4. –</li> </ol>
<p><b>An empathetic script should be used before and during any of the following actions.</b></p> <p><b>In addition to the script above the following language might be needed:</b></p> <ol style="list-style-type: none"> <li>1. “Name – I can see you’re angry about something; you don’t need to do that to show me you’re angry. I’m here to help.”</li> <li>2. “Name – if you continue to do that, I will have to physically intervene. I don’t want that, and you don’t want that, so let’s go to the <i>Breakout room</i> or the <i>outside for some fresh air</i>. You choose <i>Breakout room</i> or <i>outside</i>?”</li> </ol> <p>Repeat the script after giving processing time. Do not expect a verbal response. One adult to speak only.</p>	
<p><b>Crisis / DANGEROUS behaviours</b></p> <ol style="list-style-type: none"> <li>1. –</li> <li>2. –</li> <li>3. –</li> </ol>	<p><b>Strategies to respond</b></p> <p><b>Where behaviour puts the pupil or others in danger, or is causing criminal damage, consideration should be given to using RPI strategies from below.</b></p> <p>Warning 1, firm but empathetic: “Name – that behaviour isn’t safe for you or people around you. If you continue to do that, I will have to physically</p>



	<p>intervene. I don't want that, and you don't want that, so let's go to the <i>Breakout room</i> or the <i>playground</i>. You choose <i>Breakout room</i> or <i>playground</i>?"</p> <p>Allow time to process.</p> <p>If no change in behaviour, choose the most appropriate action from:</p>	
	<p><b>Tier 1:</b> Single adult open mitten guide to re-direct away from danger/other pupils.</p> 	<p><b>Tier 2:</b> Single adult closed mitten supportive hug to support or guide away from danger/other pupils.</p> 
	<p><b>Tier 3:</b> Two-person closed mitten supportive hug to guide to breakout room.</p> 	<p><b>Tier 4:</b> Two-person rescue position elbow-tuck moving into figure-of-four to move pupil to breakout room. <b>RPI.</b></p> 
	<p>Emphasis should always be placed on safety. If an RPI is used you must not:</p> <ul style="list-style-type: none"> <li><input type="checkbox"/> Cause a negative impact on the process of breathing.</li> <li><input type="checkbox"/> Cause pain as a direct result of the technique.</li> <li><input type="checkbox"/> Cause a sense of violation.</li> </ul>	
<p><b>Post incident recovery and debrief measures.</b></p> <p>Pupil reflection and restorative justice. Educational consequences.</p> <p>Record and report incident within school on Arbor and with parents.</p> <p>Staff reflection.</p> <p><b>Review this plan.</b></p>		

Signature of Plan Co-ordinator: ..... Date: .....

Signature of Parent / Carer: ..... Date: .....

Signature of Young Person: ..... Date: .....

## Appendix 10 : Staff Reflective Practice Record

Event reflected on		Date:
Staff Reflecting		Date:
Lead facilitator		Role: Deputy Head/SENCo
Brief outline of the incident/event:		
Impact of this incident/event:		
Aim of Reflection and questions to consider (Intent, aims):		
Relevant contextual factors (antecedents / triggers / environmental factors / "Roots and Fruits" etc):		
What went well?		
What could have been done differently? Are the child's roots / needs being identified well and met? Was the child spoken to supportively and were they respected? Was the child treated empathically?		
Actions		
Follow-up		
Examples of changed practice: (this is the most important part – come back and list some examples of how your practice has changed as a result and email to SLT as a follow up...)		

## **Appendix 11: List of Prohibited or illegal items and Guidance from Searching, screening and confiscation: advice for schools 2022 (updated 2023)**

### **Prohibited or illegal items:**

- Controlled drugs
- Other substances that staff believe could be harmful
- Alcohol, tobacco, cigarette papers or fireworks
- Pornographic images
- Stolen items
- Any weapons or items which are evidence of a suspected offence
- Items that have been (or are likely to be) used to commit an offence
- Items banned under school rules
- Electronic devices, including mobile phones, which contain files or data which relate to an offence, or which may cause harm to another person.

### **In addition to the items above:**

- E-cigarettes, vapes and moist tobacco are also considered as harmful items at Clarity (and most schools) and are against our school rules – This is in response to recent research and advice, from Local Authority Safeguarding teams and The Key Safeguarding, about the known health and nicotine addiction risks, and the risks that they could easily and discretely contain harmful drugs such as THC (the psychoactive ingredient in cannabis) and Spice (a synthetic drug made to mimic cannabis). If found during a search, these items would not be returned to the pupil, as they are considered harmful (60.)

### **Items found as a result of a search**

57. An authorised staff member carrying out a search can confiscate any item that they have reasonable grounds for suspecting:

- poses a risk to staff or pupils;
- is prohibited, or identified in the school rules for which a search can be made (see paragraphs 2-3); or
- is evidence in relation to an offence.

### **Prohibited or illegal items**

58. **Controlled drugs** must be delivered to the police as soon as possible unless there is a good reason not to do so. In these cases, the member of staff must safely dispose of the drugs. In determining whether there is a good reason to dispose of controlled drugs, the member of staff must have regard to the following guidance in paragraph 59 below issued by the Secretary of State.

59. The member of staff should take into account all relevant circumstances and use their professional judgement to determine whether they can safely dispose of the

controlled drug. When staff are unsure as to the legal status of a substance and have reason to believe it may be a controlled drug, they should treat it as such. If the member of staff is in doubt about the safe disposal of controlled drugs, they should deliver them to the police.

60. **Other substances** which are not believed to be controlled should also be delivered to the police, or disposed of as above, if the member of staff believes they could be harmful.

61. Where a person conducting a search finds **alcohol, tobacco, cigarette papers or fireworks**, they may retain or dispose of them as they think appropriate but should not return them to the pupil.

62. If a member of staff finds a **pornographic image**, they may dispose of the image unless they have reasonable grounds to suspect that its possession constitutes a specified offence (i.e. it is extreme or an indecent image of a child) in which case it must be delivered to the police as soon as reasonably practicable. Members of staff should never intentionally view any indecent image of a child (also sometimes known as nude or semi-nude images). Staff must never copy, print, share, store or save such images. See paragraphs 72-79 for further advice on searching electronic devices.

63. Where a member of staff finds **stolen items**, these must be delivered to the police as soon as reasonably practicable. However, if there is good reason to do so, the member of staff may also return the item to the owner, or retain or dispose of it if returning them to their owner is not practicable. In determining whether there is a good reason to return the stolen item to its owner or retain or dispose of the item, the member of staff must have regard to the following guidance issued by the Secretary of State in paragraph 64 below.

64. The member of staff should take into account all relevant circumstances and use their professional judgement to determine whether they can safely dispose of the seized article. In taking into account the relevant circumstances, the member of staff should consider the following:

- the value of the item - it would not be reasonable or desirable to involve the police in dealing with low value items such as pencil cases, though school staff may judge it appropriate to contact the police if the items are valuable;
- whether the item is banned by the school;
- whether retaining or returning the item to the owner may place any person at risk of harm; and
- whether the item can be disposed of safely.

65. Any **weapons or items which are evidence of a suspected offence** must be passed to the police as soon as possible.

66. Items that **have been (or are likely to be) used to commit an offence or to cause personal injury or damage to property** should be delivered to the police as soon as reasonably practicable, returned to the owner, retained or disposed of. In deciding what to do with such an item, the member of staff must have regard to the guidance issued by the Secretary of State in paragraphs 67-68.

67. The member of staff should take into account all relevant circumstances and use their professional judgement to determine whether the item should be delivered to the police, retained, returned to the owner or disposed of. In taking into account all relevant circumstances the member of staff should consider:

- whether it is safe to dispose of the item; and
- whether and when it is safe to return the item.

68. If a member staff suspects a confiscated item has been used to commit an offence or is evidence in relation to an offence, the item should be delivered to the police.

69. Members of staff should use their judgement to decide to return, retain or dispose of any other **items banned under the school rules**. In deciding what to do with such an item, the member of staff must have regard to the guidance issued by the Secretary of State in paragraph 70.

70. The member of staff should take into account all relevant circumstances and use their professional judgement to determine whether they can safely dispose of the seized item. In taking into account all relevant circumstances, the member of staff should consider:

- the value of the item;
- whether it is appropriate to return the item to the pupil or parent; and
- whether the item is likely to continue to disrupt learning or the calm, safe and supportive environment of the school.

71. Members of staff should follow any additional guidance and procedures on the retention and disposal of items put in place by the school.

## Electronic devices

72. Electronic devices, including mobile phones, can contain files or data which relate to an offence, or which may cause harm to another person. This includes, but is not limited to, indecent images of children, pornography, abusive messages, images or videos, or evidence relating to suspected criminal behaviour.

73. As with all prohibited items, staff should first consider the appropriate safeguarding response if they find images, data or files on an electronic device that they reasonably suspect are likely to put a person at risk.

74. Staff may examine any data or files on an electronic device they have confiscated as a result of a search, as defined in paragraph 57, if there is good reason to do so.

75. If the member of staff conducting the search suspects they may find an indecent image of a child (sometimes known as nude or semi-nude images), the member of staff should never intentionally view the image, and must never copy, print, share, store or save such images. When an incident might involve an indecent image of a child and/or video, the member of staff should confiscate the device, avoid looking at the device and refer the incident to the designated safeguarding lead (or deputy) as the most appropriate person to advise on the school's response. Handling such reports or concerns can be especially complicated and schools should follow the principles as set

out in [Keeping children safe in education](#). The UK Council for Internet Safety also provides the following guidance to support school staff and designated safeguarding leads: [Sharing nudes and semi-nudes: advice for education settings working with children and young people](#).

76. If a member of staff finds any image, data or file that they suspect might constitute a specified offence, then they must be delivered to the police as soon as is reasonably practicable.

77. In exceptional circumstances members of staff may dispose of the image or data if there is a good reason to do so. In determining a 'good reason' to examine or erase the data or files, the member of staff must have regard to the following guidance issued by the Secretary of State in paragraphs 78 and 79 below.

78. In determining whether there is a **'good reason' to examine** the data or files, the member of staff should reasonably suspect that the data or file on the device has been, or could be used, to cause harm, undermine the safe environment of the school and disrupt teaching, or be used to commit an offence.

79. In determining whether there is a **'good reason' to erase** any data or files from the device, the member of staff should consider whether the material found may constitute evidence relating to a suspected offence. In those instances, the data or files should not be deleted, and the device must be handed to the police as soon as it is reasonably practicable. If the data or files are not suspected to be evidence in relation to an offence, a member of staff may delete the data or files if the continued existence of the data or file is likely to continue to cause harm to any person and the pupil and/or the parent refuses to delete the data or files themselves.

## **Confiscation as a disciplinary penalty**

80. Schools' general power to discipline enables a member of staff to confiscate, retain or dispose of a pupil's property as a disciplinary penalty, where reasonable to do so.

81. The law protects members of staff from liability in any proceedings brought against them for any loss of, or damage to, any item they have confiscated, provided they acted lawfully.

### Summary Table: Searching and Confiscating

	<b>Outer Clothing (jumper, jacket, pockets, locker possessions) P18 Policy</b>	<b>Can confiscate from this search?</b>	<b>Possessions (coats, bags etc.) P19 Policy</b>	<b>Can confiscate from this search?</b>	<b>Strip Search, P20 Policy</b>
Can search for prohibited items?	Yes	Yes	Yes	Yes	Only police can conduct a strip search, onsite for any reasons.
Need consent?	No	No	No	No	
Can search for items breaking school rules?	Yes	Yes	Yes	Yes	
Need consent?	Yes, consent needed	Yes, consent needed, unless believed to be harmful or prohibited	No	No	
Can use restraint to search when needed?	Yes for prohibited items but not for items only identified as breaking school rules	Yes if searching for prohibited or harmful items, not for items only identified on school rules.	Yes	Yes	

**Appendix 12:** Staff report incidents to SLT by recording the incident on Arbor and delivering the notification below by hand.



**BLUE FLAG Notification of Incident Record**  
(PRINT FROM BEHAVIOUR POLICY)



Name of referrer: ..... Signed:.....

Date of incident: ...../...../..... Time reported: .....

Reported to: ..... Received by SLT: ...../...../..... at .....

**Incident Notification to be handed to 1. MD, or 2. RC, immediately following steps 1 & 2:**

1. Behaviour incident report has been completed on the template and quality assured by Class teacher:
2. Behaviour incident report has been emailed to MD (RC if MD unavailable):

☐  
☐

**Next Actions required before leaving school for the day (MD to tick when checked):**

3. Once MD has confirmed the report is ready, report to be added to **Arbor**.
4. Ensure all follow-ups have been completed and recorded on the Arbor incident record:  
1. Reflect & Repair, 2. Parent communication, 3. "Resolved for all pupils".
5. Ensure communication to parents is logged on **CPOMs**.

☐  
☐  
☐